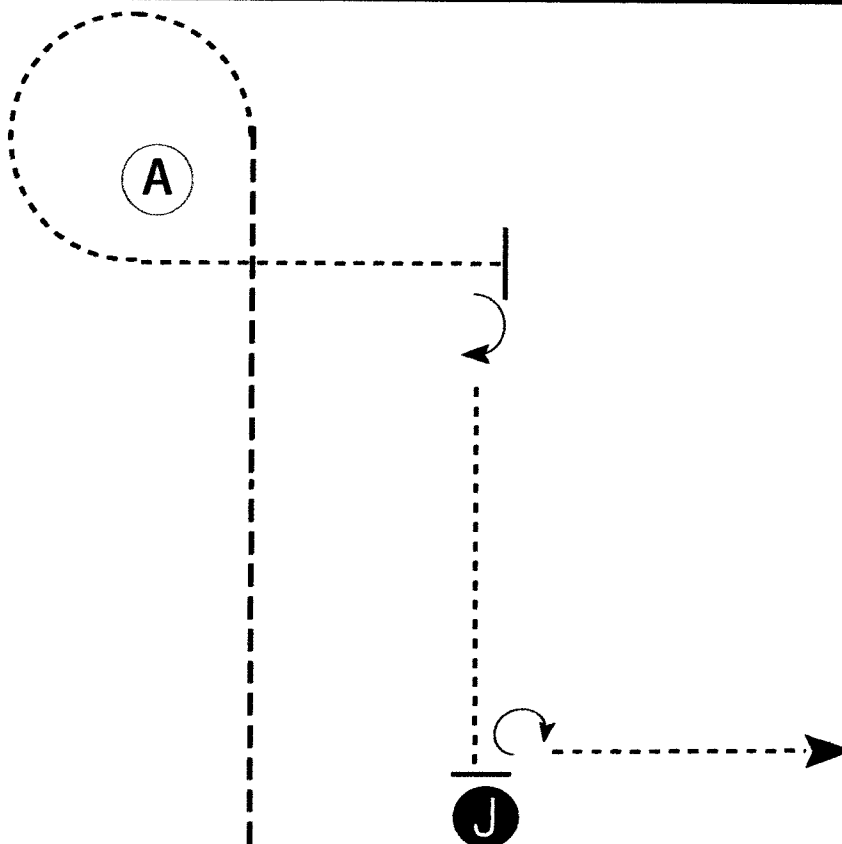


Grand Junction Horse Show Association

Showmanship (10&Under, 11thruAdult Ltd, 38th & Under,

Show Date: 09-17-2017



Be ready even with judge.

1. Trot to A.
2. Walk around A and until even with judge.
3. Stop and perform a 90 degree turn.
4. Walk to judge.
5. Stop and set up for inspection.
6. When dismissed, perform a 270 degree turn.
7. Walk straight away from judge.

Walk - - - - -

Trot - - - - -

Back ←

Marker (B)

Judge (J)

Follow the instructions of your ring steward.

[SWT-76]

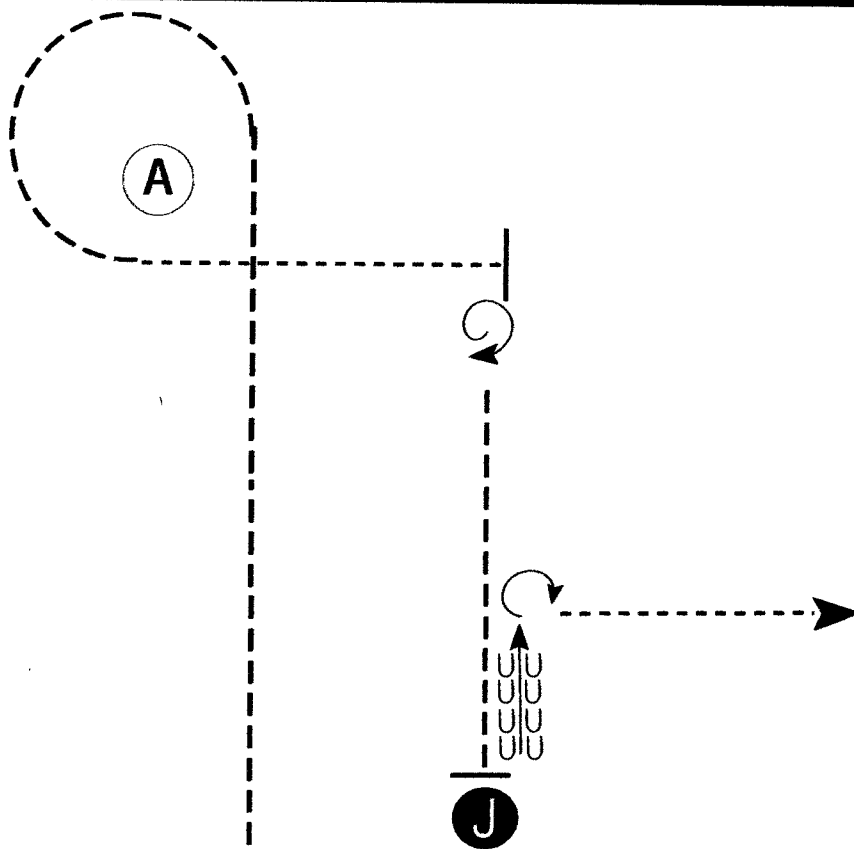
Pattern Provided by:

GJHSA

Grand Junction Horse Show Association

Showmanship (11-13,14-18,19&Over)

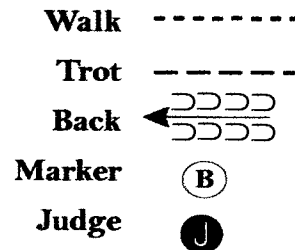
Show Date: 09-17-2017



Be ready even with judge.

1. Trot to and around A.
2. Walk from A until even with judge.
3. Stop and perform a 450 degree turn.
4. Trot to judge.
5. Stop and set up for inspection.
6. When dismissed, back approximately 2 horse lengths.
7. Perform a 270 degree turn.
8. Walk straight away from judge.

Follow the instructions of your ring steward.



[S/3-76]

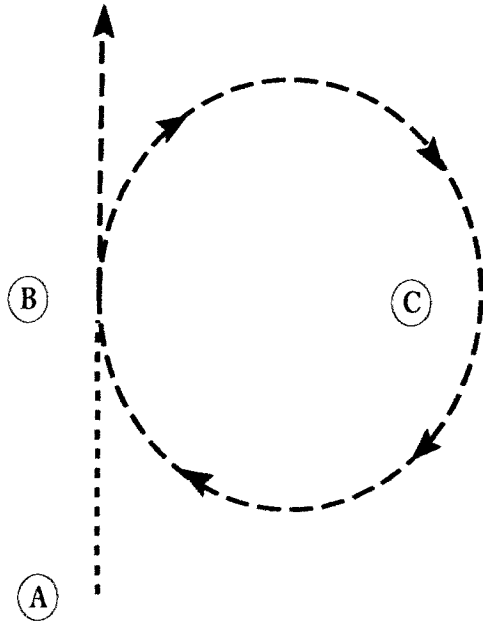
Pattern Provided by:

GJHSA

Grand Junction Horse Show Association

English Equitation (10&Under, 11thruAdult Ltd)

Show Date: 09-17-2017



Be ready at A.

1. Walk from A to B.
2. At B posting trot a half circle to C on the left diagonal.
3. At C, change diagonals and trot a half circle to B on the right diagonal.
4. At B, perform a sitting trot to exit.

Follow the instructions of your ring steward.

Walk	-----
Trot	- - - - -
Extended Trot	-----
Canter	-----
Leg Yield	
Lead Change	///
Back	←←←←
Marker	⊙ B
Sidepass	←←
Hand Gallop	-----

[HSE/WT-34]

Pattern Provided by:

GJHSA

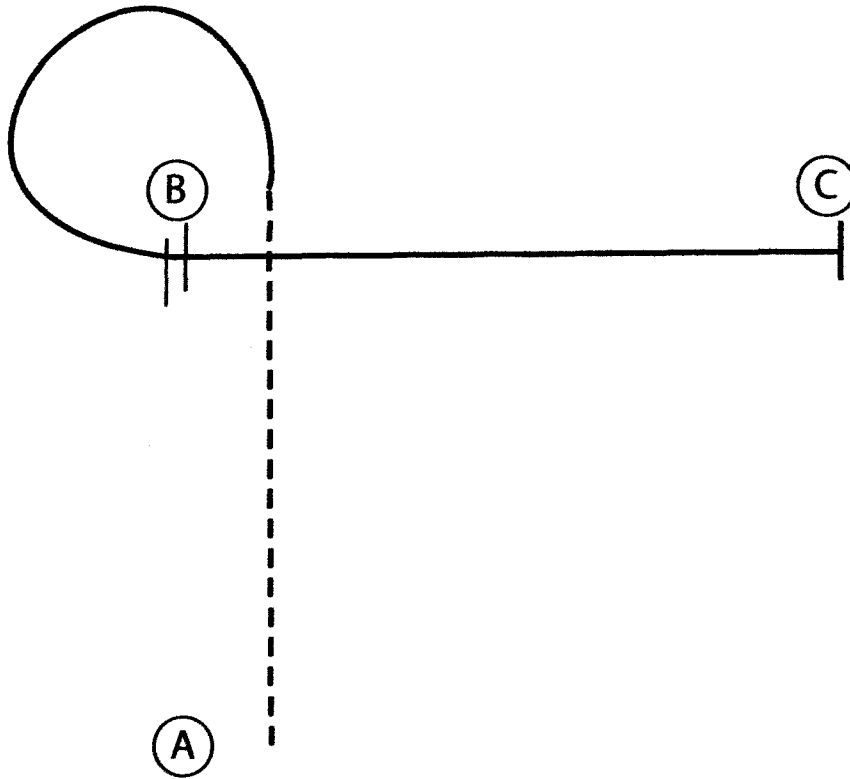
Grand Junction Horse Show Association

English Equitation (11-13,14-18)

Show Date: 09-17-2017

www.HorseShowPatterns.com

www.HorseShowPatterns.com



1. Posting trot A to B on the right diagonal
2. At B canter on the right lead around B
3. At B perform a simple lead change and continue to C
4. Stop at C

Walk
Trot	-----
Extended Trot	-----
Canter	—————
Leg Yield	
Lead Change	↙
Back	←←←←
Marker	⊙ B
Sidepass	←-----→

[HSE/2-14]

Pattern Provided by:

GJHSA

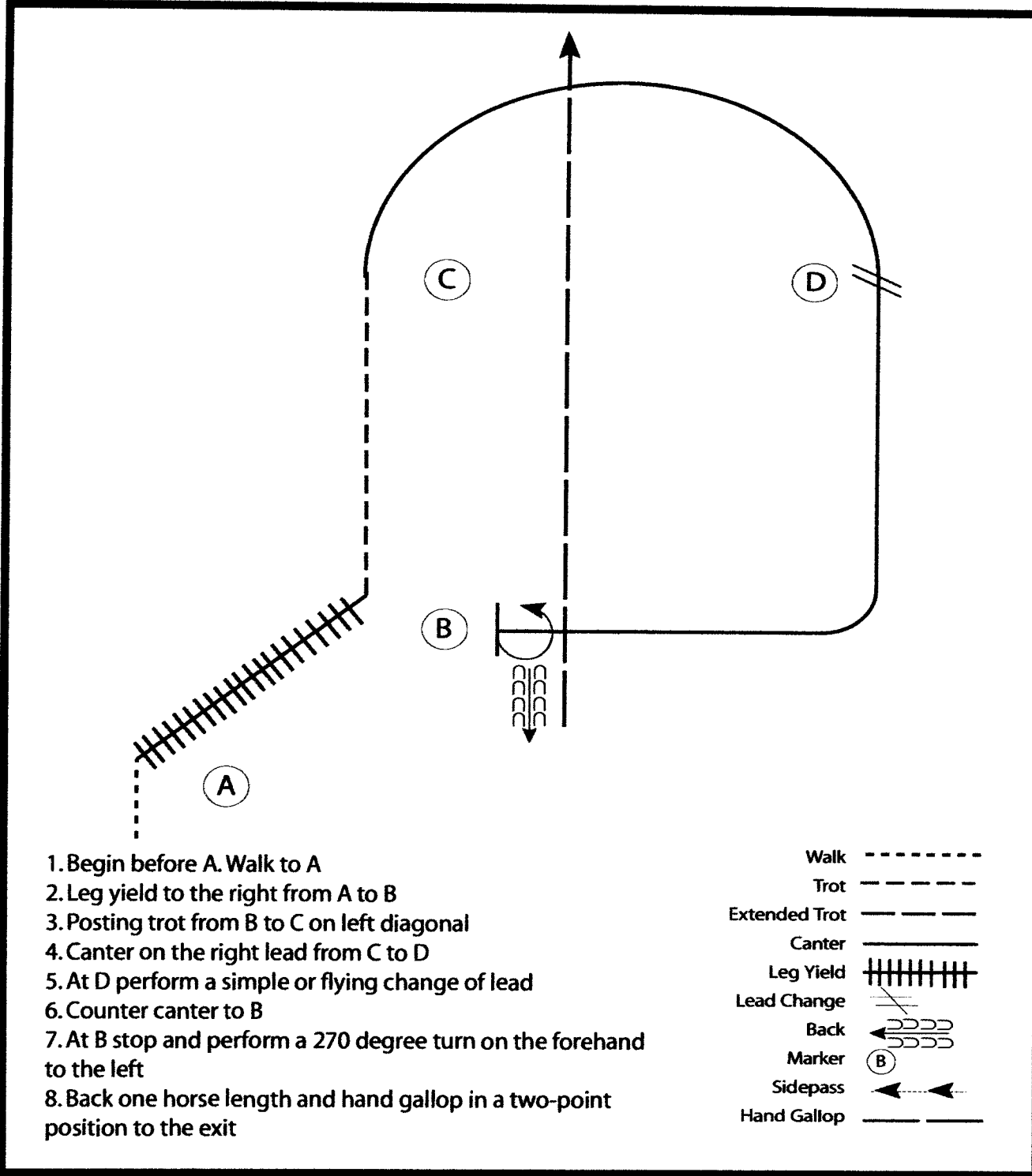
Grand Junction Horse Show Association

English Equitation (19& Over)

Show Date: 09-17-2017

www.HorseShowPatterns.com

www.HorseShowPatterns.com



1. Begin before A. Walk to A
2. Leg yield to the right from A to B
3. Posting trot from B to C on left diagonal
4. Canter on the right lead from C to D
5. At D perform a simple or flying change of lead
6. Counter canter to B
7. At B stop and perform a 270 degree turn on the forehand to the left
8. Back one horse length and hand gallop in a two-point position to the exit

Walk	-----
Trot	- - - - -
Extended Trot	- - - - -
Canter	—————
Leg Yield	
Lead Change	///
Back	←←←←←
Marker	(B)
Sidepass	←←←←←
Hand Gallop	—————

[HSE/3-31]

Pattern Provided by:
GJHSA

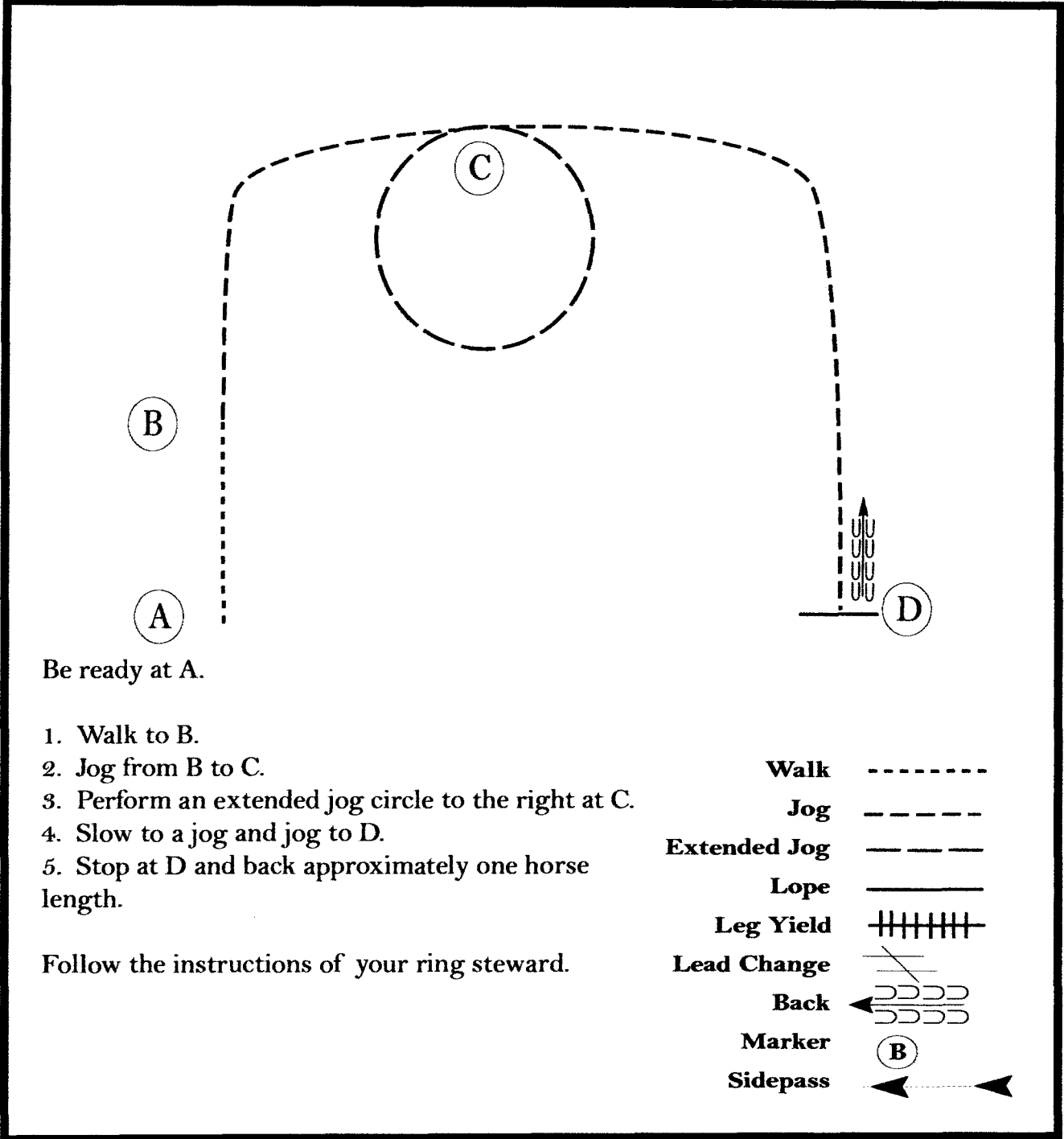
Grand Junction Horse Show Association

Western Equitation (10&Under, 11thruAdult Ltd)

Show Date: 09-17-2017

w w w . H o r s e S h o w P a t t e r n s . c o m

w w w . H o r s e S h o w P a t t e r n s . c o m



Be ready at A.

1. Walk to B.
2. Jog from B to C.
3. Perform an extended jog circle to the right at C.
4. Slow to a jog and jog to D.
5. Stop at D and back approximately one horse length.

Follow the instructions of your ring steward.

- Walk -----
- Jog - - - - -
- Extended Jog - - - - -
- Lope _____
- Leg Yield |||||||
- Lead Change / / / / /
- Back ← ← ← ← ←
- Marker (B)
- Sidepass ← ← ← ← ←

[WH/WT-33]

Pattern Provided by:

GJHSA

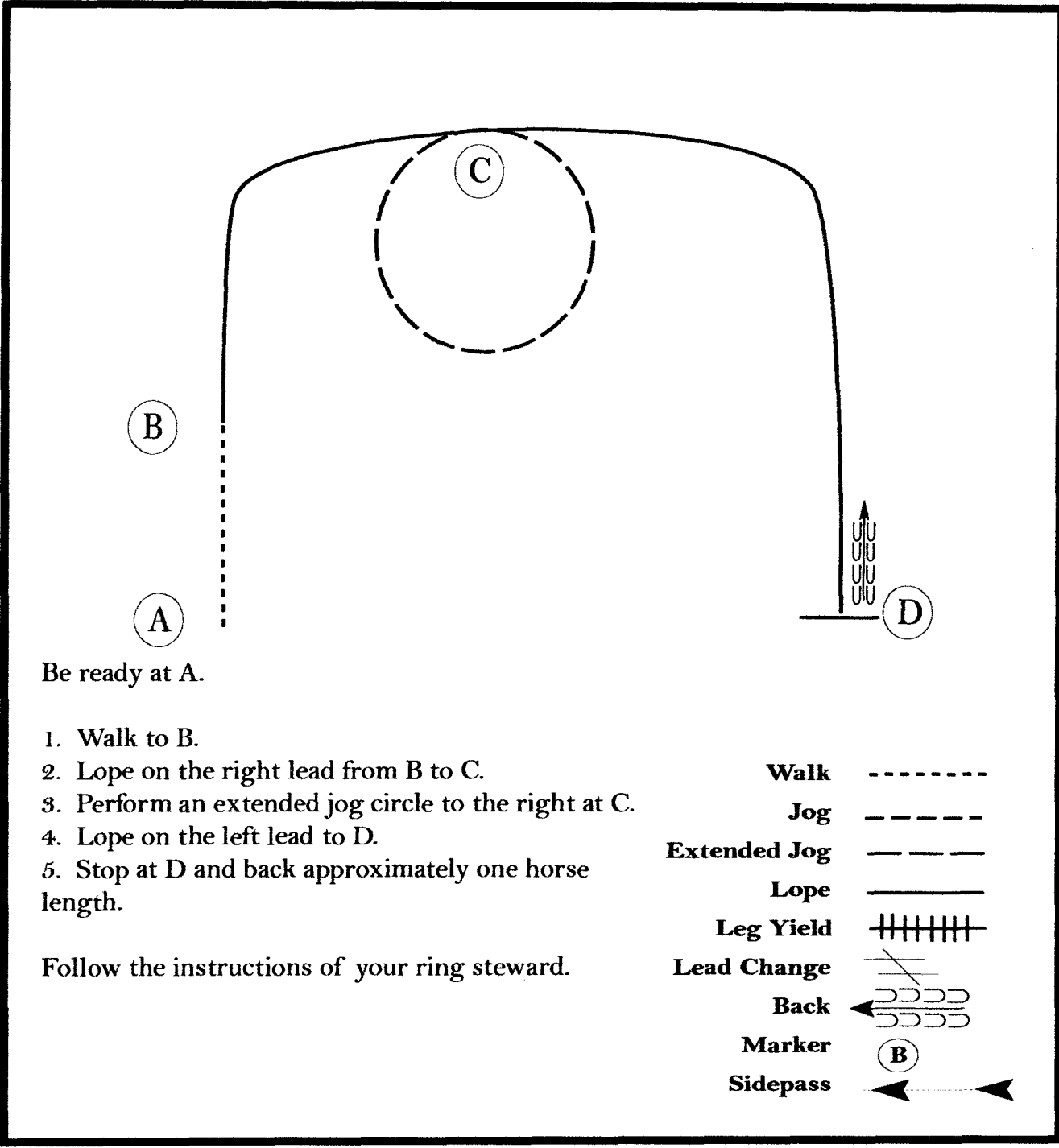
Grand Junction Horse Show Association

Western Equitation (11-13,14-18,19&Over)

Show Date: 09-17-2017

www.HorseShowPatterns.com

www.HorseShowPatterns.com



Be ready at A.

1. Walk to B.
2. Lope on the right lead from B to C.
3. Perform an extended jog circle to the right at C.
4. Lope on the left lead to D.
5. Stop at D and back approximately one horse length.

Follow the instructions of your ring steward.

Walk
Jog	-----
Extended Jog	-----
Lope	————
Leg Yield	
Lead Change	///
Back	←←←
Marker	(B)
Sidepass	←-----←

[WH/3-33]

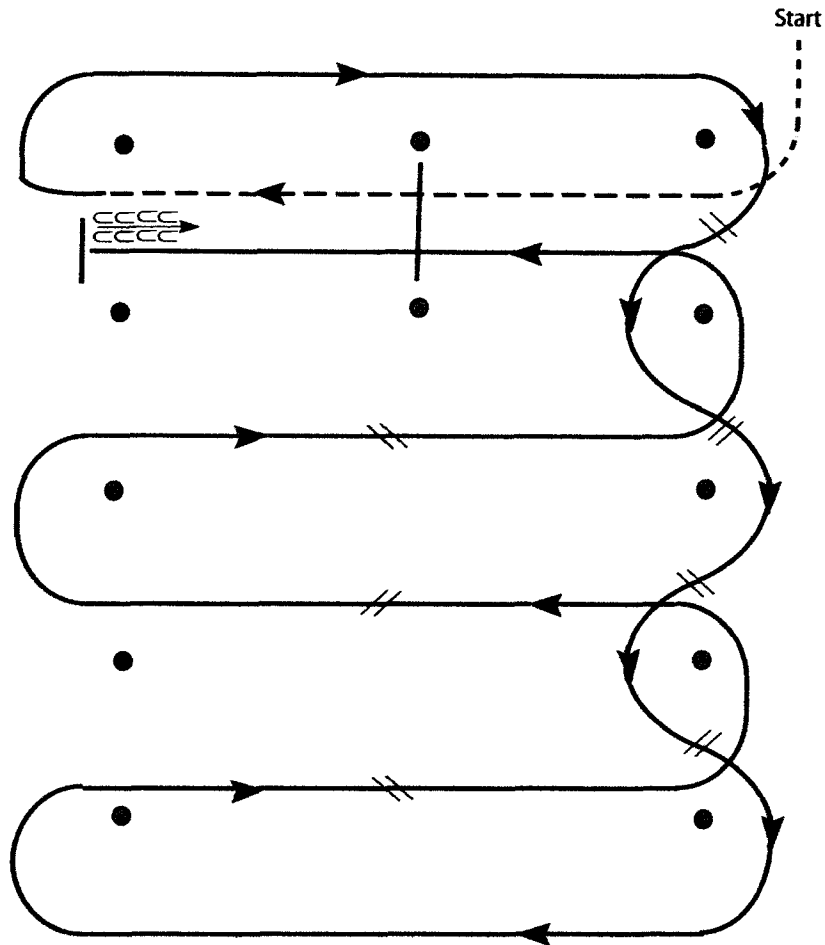
Pattern Provided by:

GJHSA

Grand Junction Horse Show Association

Western Riding (Open)

Show Date: 09-17-2017



1. Walk, transition to jog, jog over log.
2. Transition to right.
3. First line change.
4. Second line change.
5. Third line change.
6. Fourth line change.
7. First crossing change.
8. Second crossing change.
9. Third crossing change.
10. Lope over log.
11. Lope, stop and back.

[WR/OP-4]

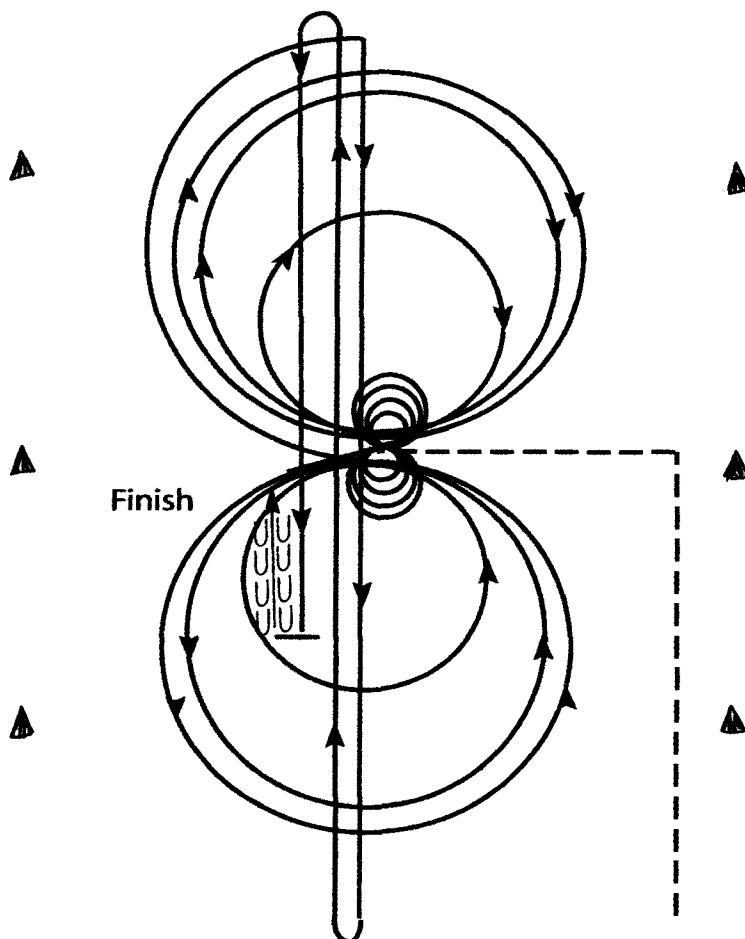
Pattern Provided by:

GJHSA

Grand Junction Horse Show Association

Reining (All Divisions)

Show Date: 09-17-2017



Horses must jog the majority of the way to the center. Failure to jog the majority of the way to the center will result in a 0 for failure to complete the pattern as written. Horses must wal or stop prior to starting pattern. Begin at the center of the arena facing the left wall or fence.

1. Complete four spins to the left. Hesitate.
2. Complete four spins to the right. Hesitate.
3. Beginning on the right lead, complete three circles to the right; the first small and slow; the next two circles large and fast. Change leads at the center of the arena.
4. Complete three circles to the left; the first small and slow; the next two circles large and fast. Change leads at the center of the arena.
5. Begin a large circle to the right, but do not close this circle. Run down the center of the arena past the end marker and do a right rollback - no hesitation. C
6. Run up the middle to the opposite end of the arena past the end marker and do a left rollback - no hesitation.
7. Run past the center marker and do a sliding stop. Back up to the center of the arena or at least 10 feet (3m). Hesitate to demonstrate completion of pattern.

[R/AQHAP-11]

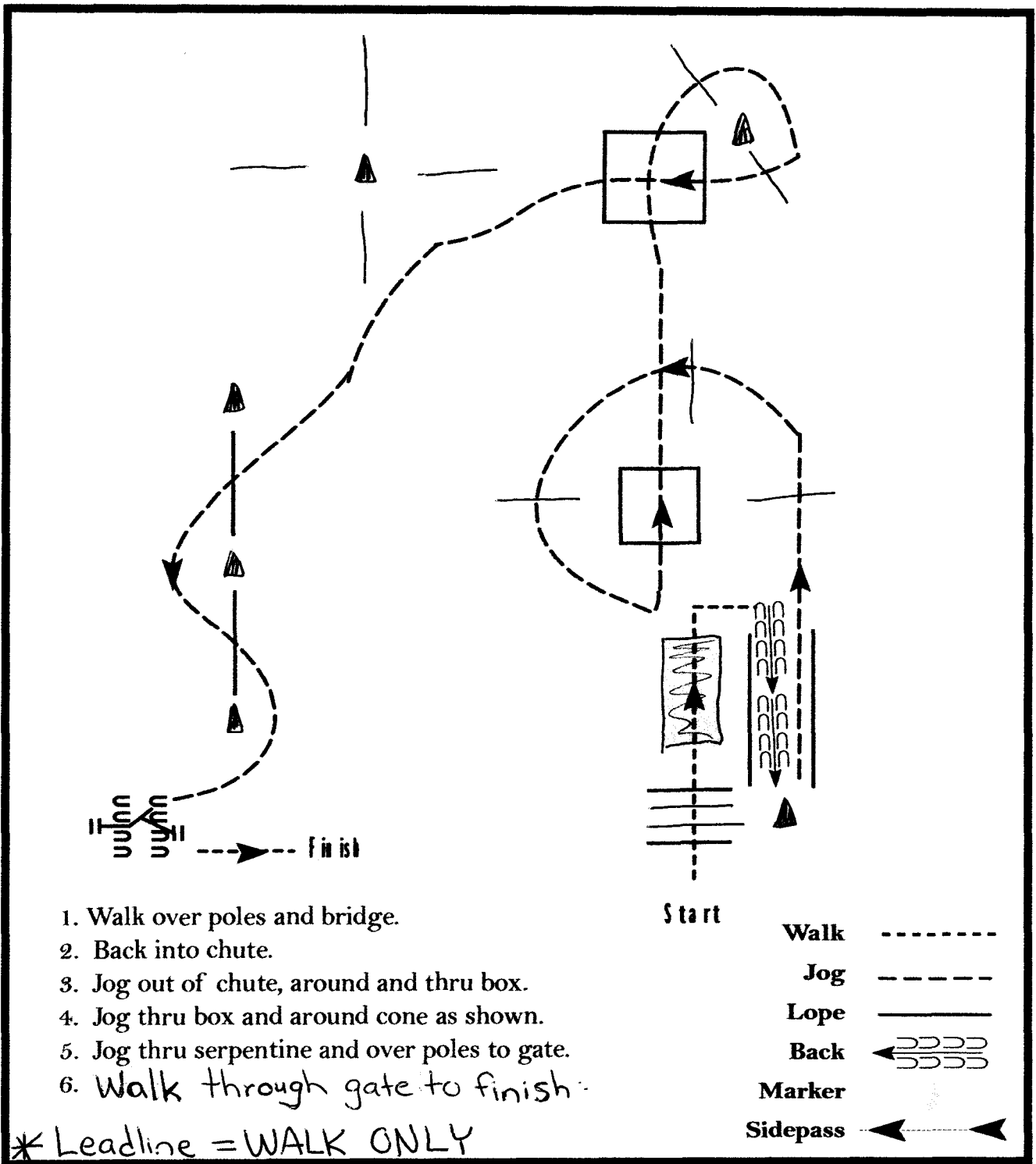
Pattern Provided by:

GJHSA

Grand Junction Horse Show Association

Trail (10&Under, 11thruAdult Ltd, 38" & Under, Leadline)

Show Date: 09-17-2017



1. Walk over poles and bridge.
2. Back into chute.
3. Jog out of chute, around and thru box.
4. Jog thru box and around cone as shown.
5. Jog thru serpentine and over poles to gate.
6. Walk through gate to finish.

* Leadline = WALK ONLY

Walk	-----
Jog	- - - - -
Lope	—————
Back	←←←←←
Marker
Sidepass	←←←←←

[T/WT-43]

Pattern Provided by:

GJHSA

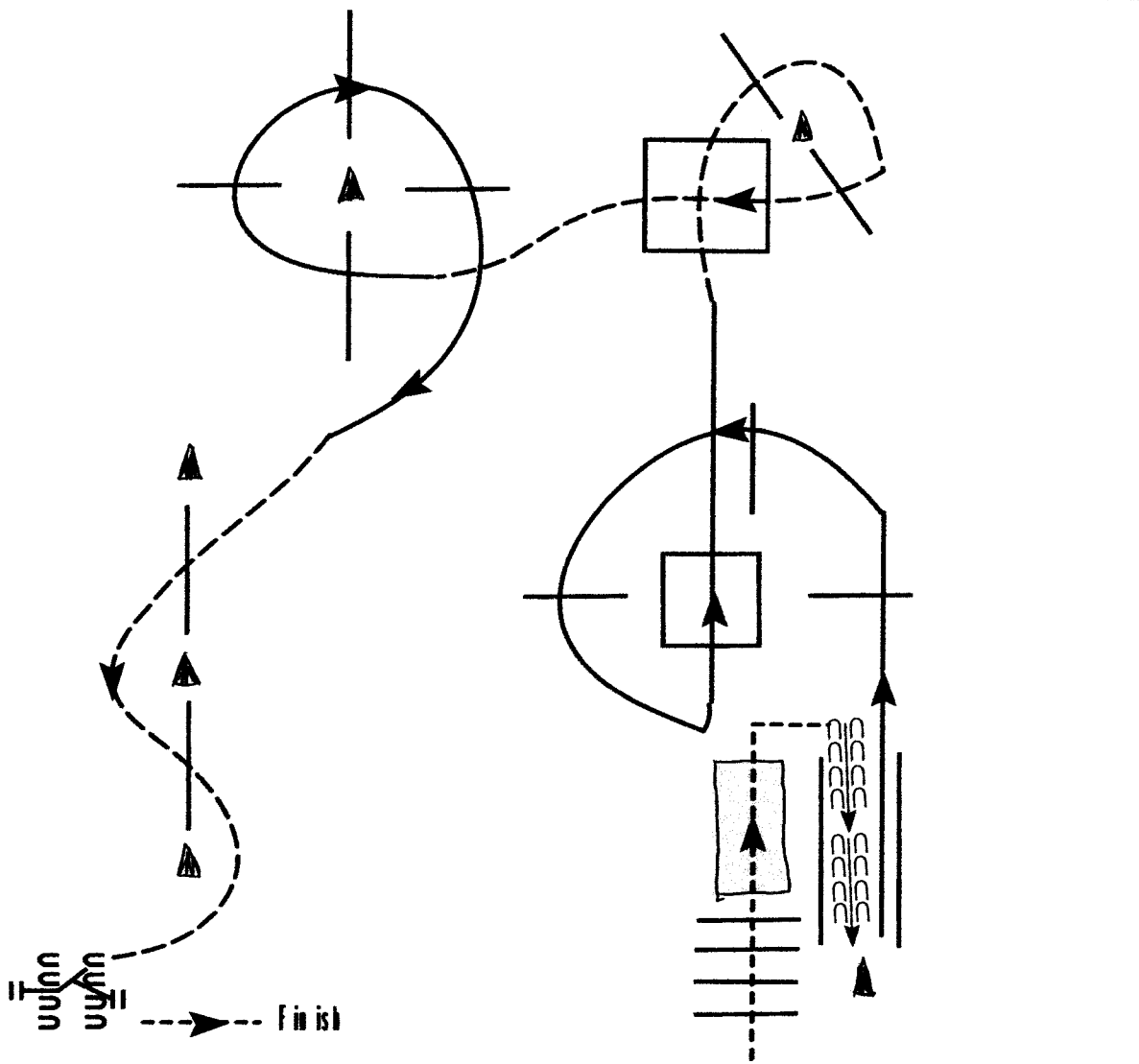
Grand Junction Horse Show Association

Trail (11-13,14-18,19&Over)

Show Date: 09-17-2017

www.HorseShowPatterns.com

www.HorseShowPatterns.com



1. Walk over poles and bridge.
2. Back into chute.
3. Lope out of chute and over poles and thru box on left lead.
4. Jog thru box and over poles as shown.
5. Lope over poles on right lead.
6. Jog thru serpentine and over poles to gate.
7. Work gate with left hand and walk to finish.

Walk	-----
Jog	- - - - -
Lope	—————
Back	←←←←← ←←←←←
Marker	▲
Sidepass	←-----←

[T/2-43]

Pattern Provided by:

GJHSA