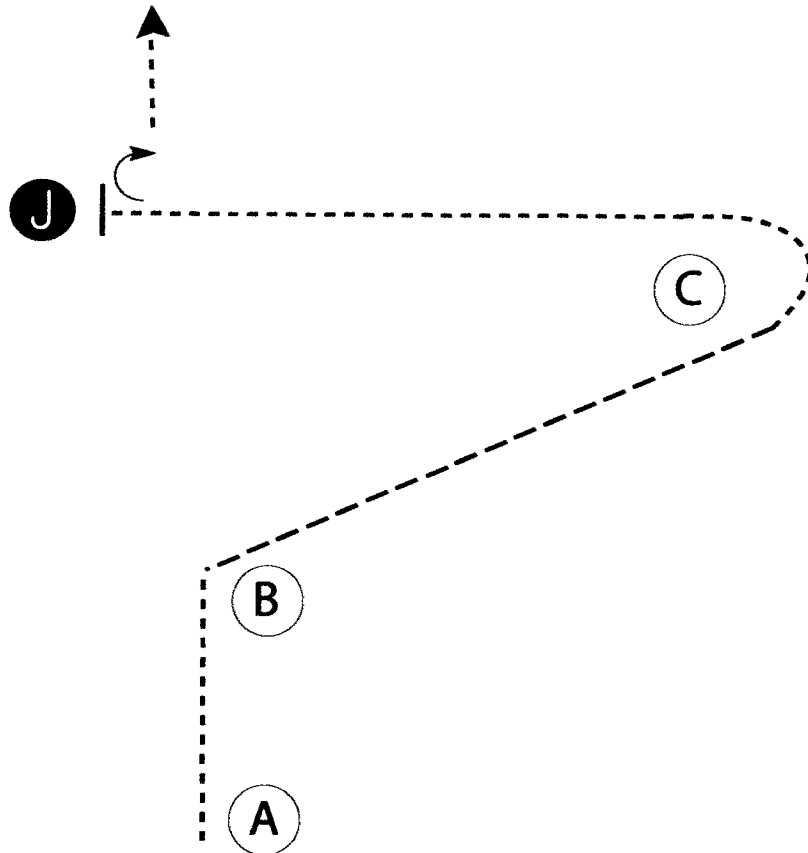


Grand Junction Horse Show Association

Showmanship (10&Under, 11thruAdult Ltd, 38" & Under)

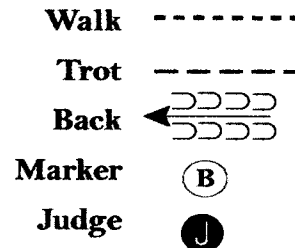
Show Date: 08-05-2017



Be ready at A.

1. When acknowledged, walk to B.
2. Trot to C.
3. Walk around C and to judge.
4. Stop and set up for inspection.
5. When dismissed, perform a 90 degree turn and walk away from judge.

Follow the directions of your ring steward.



[SWT-57]

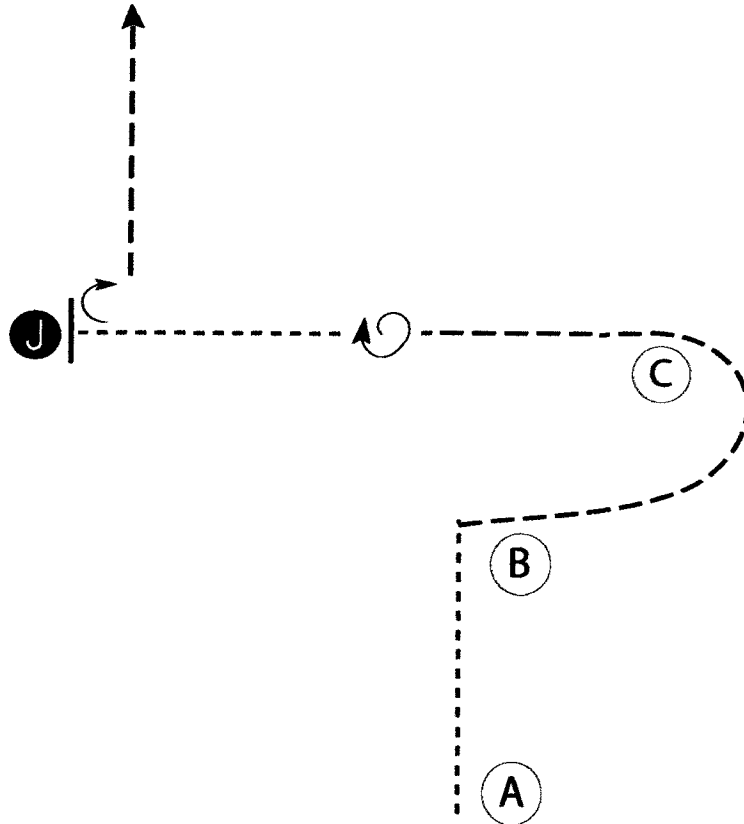
Pattern Provided by:

GJHSA

Grand Junction Horse Show Association

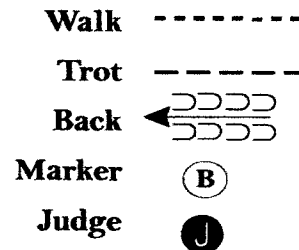
Showmanship (11-13,14-18,19&Over)

Show Date: 08-05-2017



Be ready at A.

1. Walk to B.
2. Trot from B and around C as shown.
3. Halfway between C and the judge, stop and do a 360 degree turn.
4. Walk to judge and set up for inspection.
5. When dismissed, do a 90 degree turn and trot away.



[S/2-21]

Pattern Provided by:

GJHSA

W W W . H O R S E S H O W P A T T E R N S . C O M

W W W . H O R S E S H O W P A T T E R N S . C O M

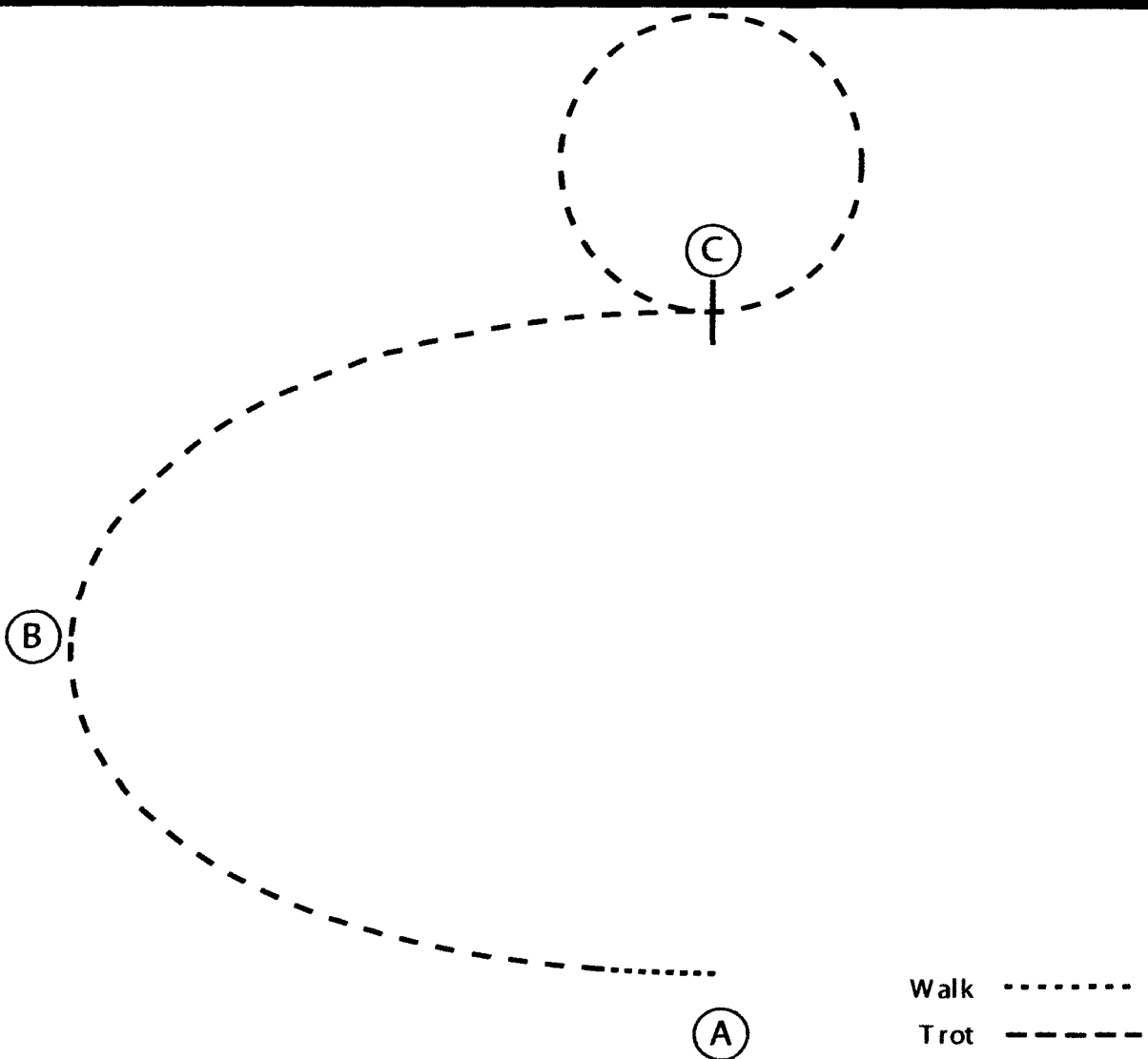
Grand Junction Horse Show Association

English Equitation (10&Under, 11thruAdult Ltd)

Show Date: 08-05-2017

www.HorseShowPatterns.com

www.HorseShowPatterns.com



1. Walk 3 strides at A then posting trot on the right diagonal to B
2. At B change diagonals and continue to C
3. At C sitting trot a circle to the left
4. Stop at C

Walk
Trot	-----
Extended Trot	—————
Canter	—————
Leg Yield	
Lead Change	↘
Back	←←←←←
Marker	⊕
Sidepass	←---→

[HSE/WT-10]

Pattern Provided by:
GJHSA

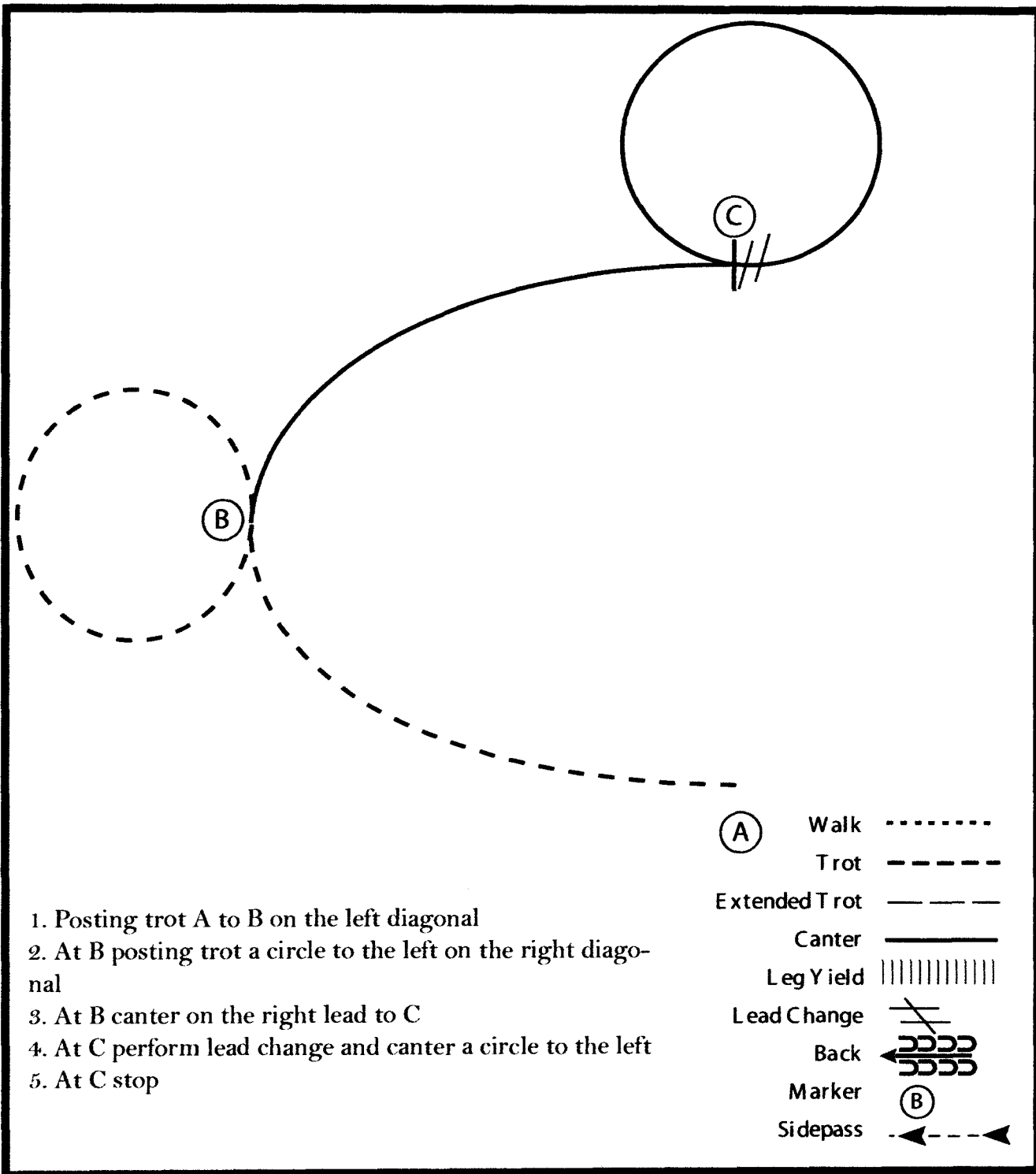
Grand Junction Horse Show Association

English Equitation (11-13,14-18,19&Over)

Show Date: 08-05-2017

www.HorseShowPatterns.com

www.HorseShowPatterns.com



1. Posting trot A to B on the left diagonal
2. At B posting trot a circle to the left on the right diagonal
3. At B canter on the right lead to C
4. At C perform lead change and canter a circle to the left
5. At C stop

- (A) Walk
 - Trot - - - - -
 - Extended Trot - - - - -
 - Canter —————
 - Leg Yield |||||
 - Lead Change ↘
 - Back ←
 - Marker (B)
 - Sidepass - - - - -

[HSE/2-19]

Pattern Provided by:
GJHSA

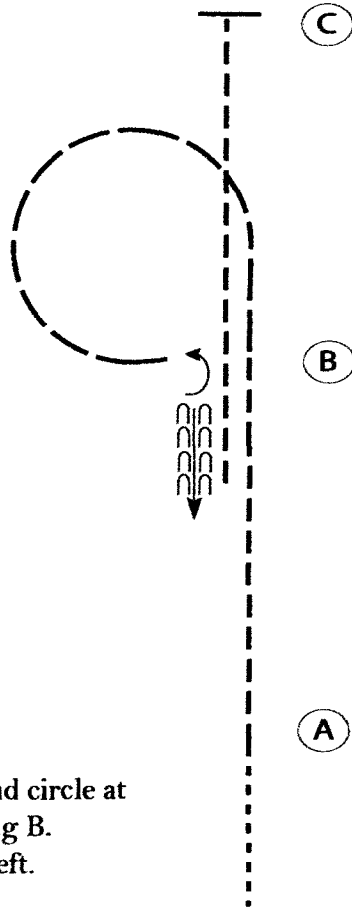
Grand Junction Horse Show Association

Western Equitation (10&Under, 11thruAdult Ltd)

Show Date: 08-05-2017

www.HorseShowPatterns.com

www.HorseShowPatterns.com



Begin before A at a walk.

1. Jog from A to B.
2. At B, extend the jog and circle at B as shown. Stop facing B.
3. Turn 1/4 turn to the left.
4. Back one horse length.
5. Jog to C. Stop at C.

Follow the instructions of your ring steward.

Walk	-----
Jog	- - - - -
Extended Jog	-----
Lope	—————
Leg Yield	
Lead Change	— / —
Back	← u u u u
Marker	(B)
Sidepass	←-----→

[WH/WT-17]

Pattern Provided by:

GJHSA

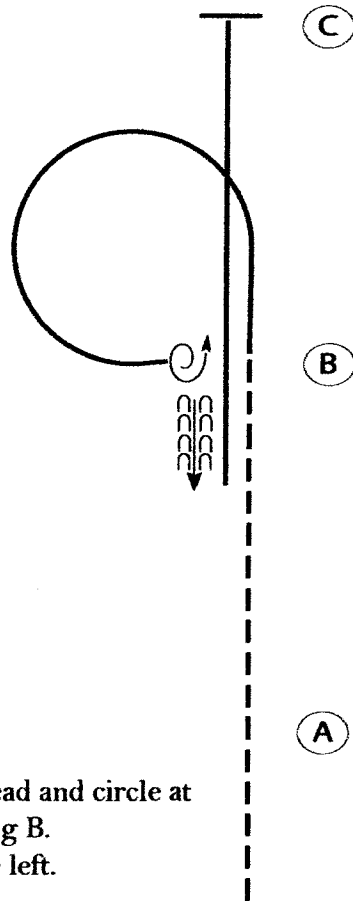
Grand Junction Horse Show Association

Western Equitation (11-13,14-18,19&Over)

Show Date: 08-05-2017

www.HorseShowPatterns.com

www.HorseShowPatterns.com



Begin before A at a jog.

1. Jog from A to B.
2. At B, lope on the left lead and circle at B as shown. Stop facing B.
3. Turn 1 1/4 turn to the left.
4. Back one horse length.
5. Lope on the right lead to C. Stop at C.

Follow the instructions of your ring steward.

Walk	-----
Jog	-----
Extended Jog	-----
Lope	—————
Leg Yield	
Lead Change	↙↘
Back	←←← ←←←
Marker	⊙ B
Sidepass	←-----→

[WH/2-17]

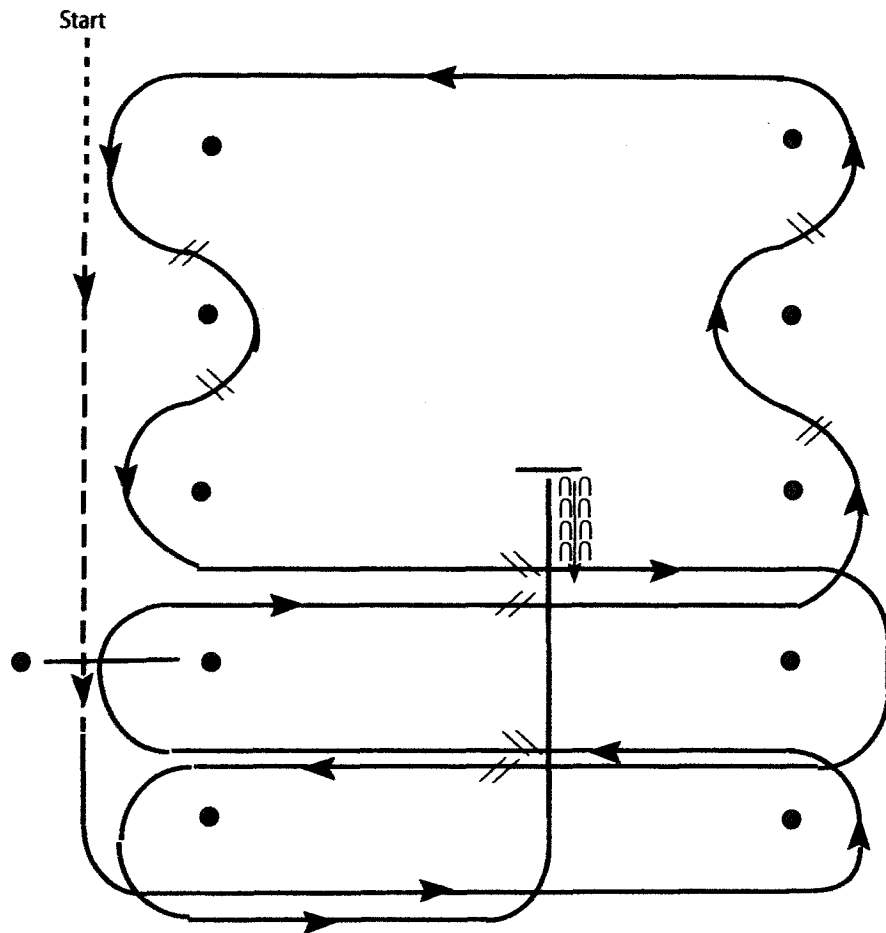
Pattern Provided by:

GJHSA

Grand Junction Horse Show Association

Western Riding (Open)

Show Date: 08-05-2017



1. Walk, transition to jog, jog over log.
2. Transition to left.
3. First crossing change.
4. Lope over log.
5. Second crossing change.
6. First line change.
7. Second line change.
8. Third line change.
9. Fourth line change.
10. Third crossing change.
11. Fourth crossing change.
12. Lope up the center, stop and back.

[WR/OP-3]

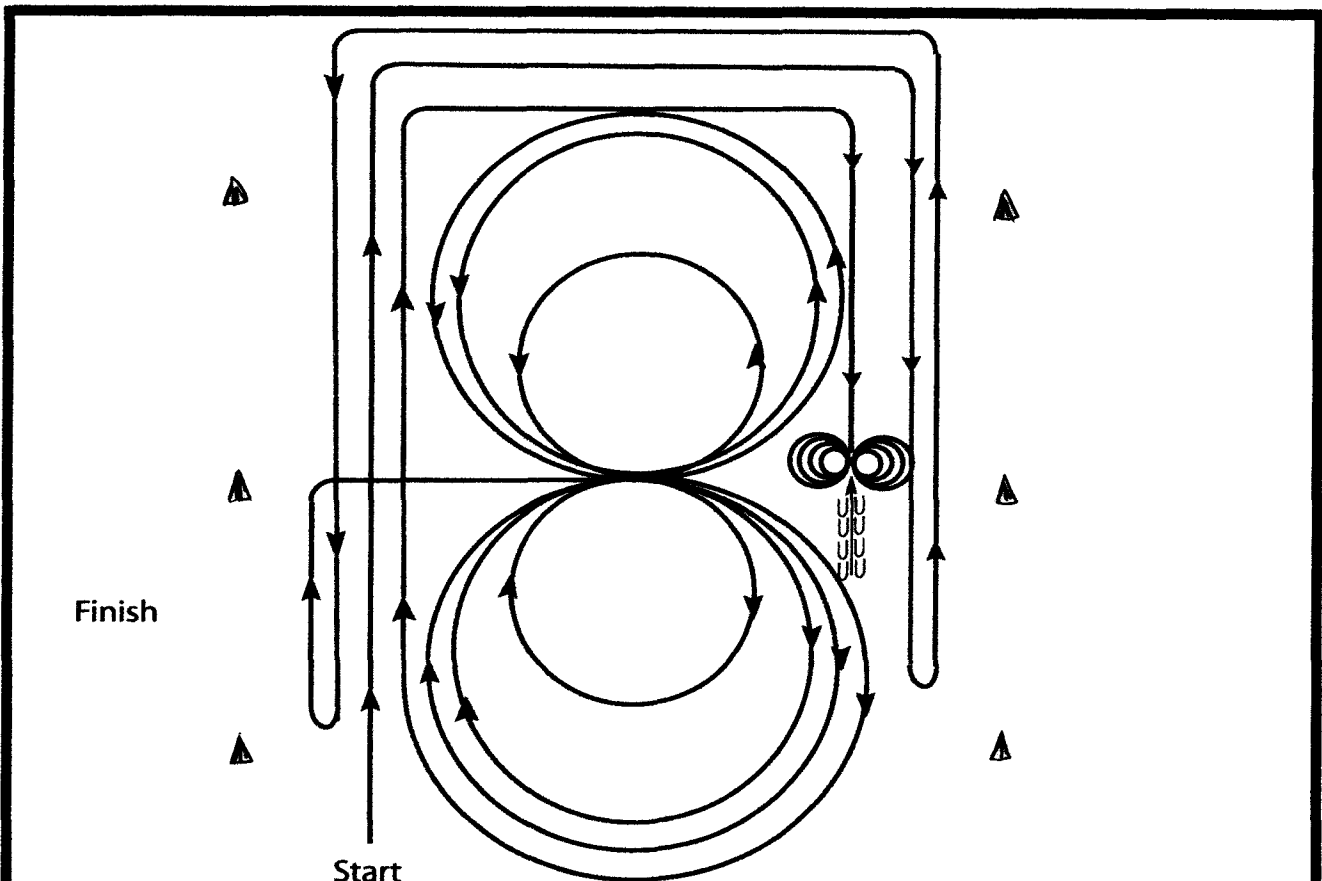
Pattern Provided by:

GJHSA

Grand Junction Horse Show Association

Reining (All Divisions)

Show Date: 08-05-2017



1. Beginning and staying at least twenty feet (6 meters) from the walls or fence, lope straight up the left side of the arena, circle the top end of the arena, run straight down the opposite or right side of the arena past the center marker and do a left rollback - no hesitation.
2. Continue straight up the right side of the arena, circle back around the top of the arena, run straight down the left side, past the center marker and do a right rollback.- no hesitation.
3. Continue up the left side of the arena to the center marker. At the center marker, the horse should be on the right lead. Guide the horse to the center of the arena on the right lead and complete three circles to the right; the first two circles large and fast; the third circle small and slow. Change leads at the center.
4. Complete three circles to the left; the first two circles large and fast; the third circle small and slow. Change leads at the center of the arena.
5. Begin a large fast circle to the right but do not close this circle. Continue up the left side of the arena, circle the top of the arena, run straight down the opposite side of the arena past the center marker and do a sliding stop. Back up at least ten feet (3m). Hesitate.
6. Complete four spins to the right.
7. Complete four spins to the left. Hesitate to demonstrate completion of the pattern.
Rider may drop bridle to the designated judge.

[R/AQHAP-3]

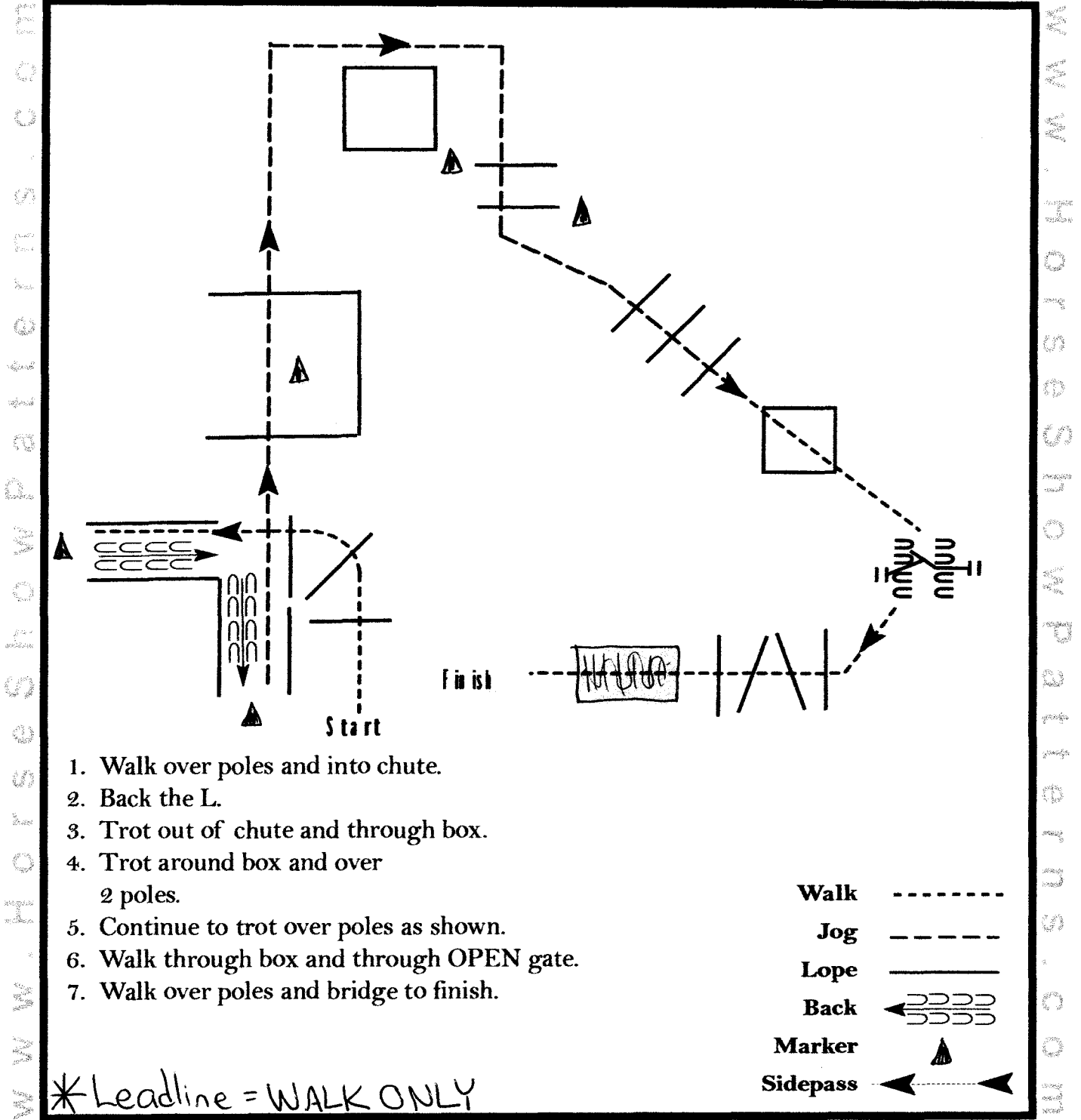
Pattern Provided by:

GJHSA

Grand Junction Horse Show Association

Trail (10&Under, 11thruAdult Ltd, 38"+Under, Leadline)

Show Date: 08-05-2017



1. Walk over poles and into chute.
2. Back the L.
3. Trot out of chute and through box.
4. Trot around box and over 2 poles.
5. Continue to trot over poles as shown.
6. Walk through box and through OPEN gate.
7. Walk over poles and bridge to finish.

*Leadline = WALK ONLY

[T/WT-46]

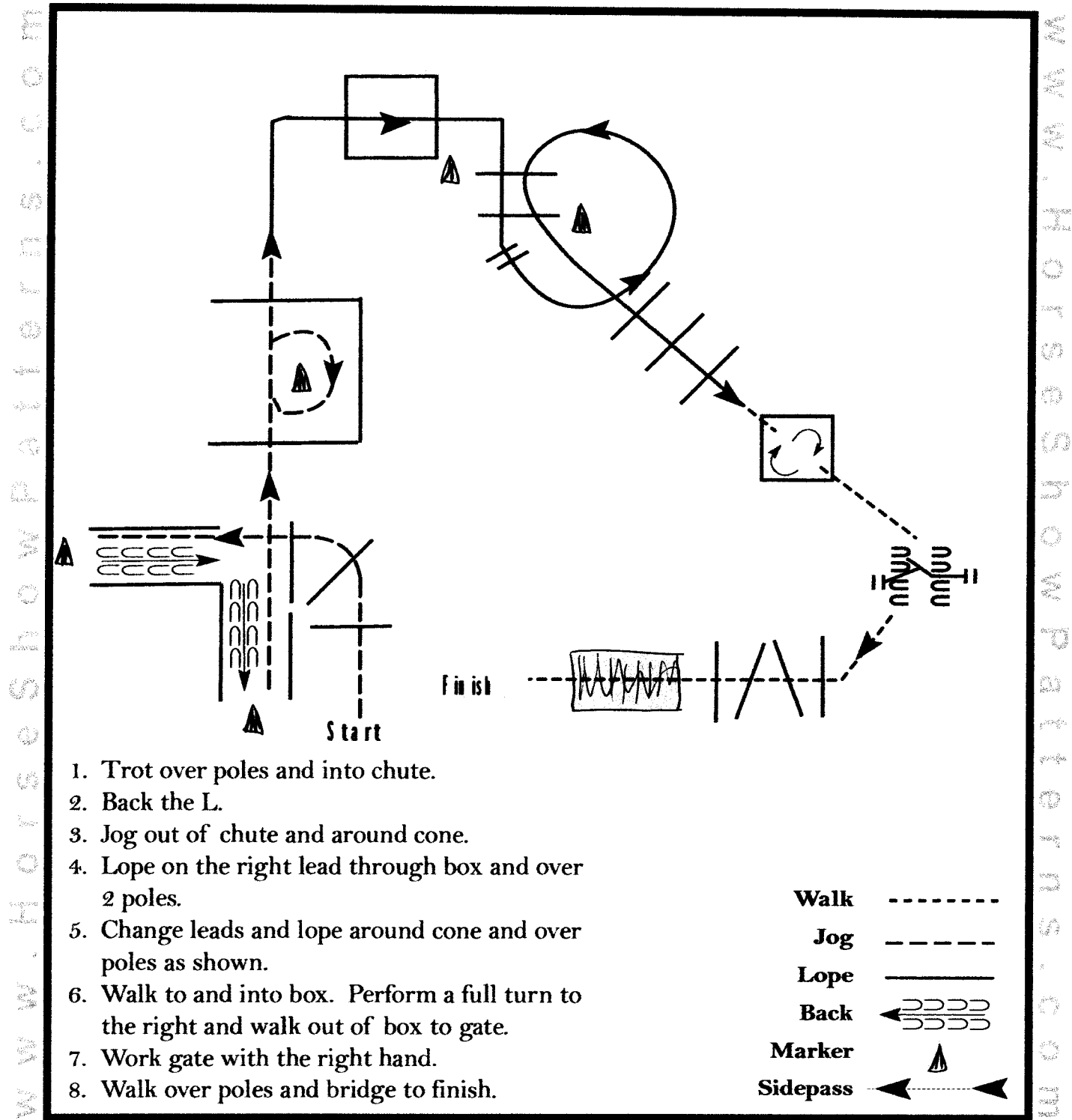
Pattern Provided by:

GJHSA

Grand Junction Horse Show Association

Trail (11-13,14-18,19&Over)

Show Date: 08-05-2017



1. Trot over poles and into chute.
2. Back the L.
3. Jog out of chute and around cone.
4. Lope on the right lead through box and over 2 poles.
5. Change leads and lope around cone and over poles as shown.
6. Walk to and into box. Perform a full turn to the right and walk out of box to gate.
7. Work gate with the right hand.
8. Walk over poles and bridge to finish.

Walk	-----
Jog	- - - - -
Lope	—————
Back	←←←←←
Marker	▲
Sidepass	←-----→

[T/3-46]

Pattern Provided by:

GJHSA