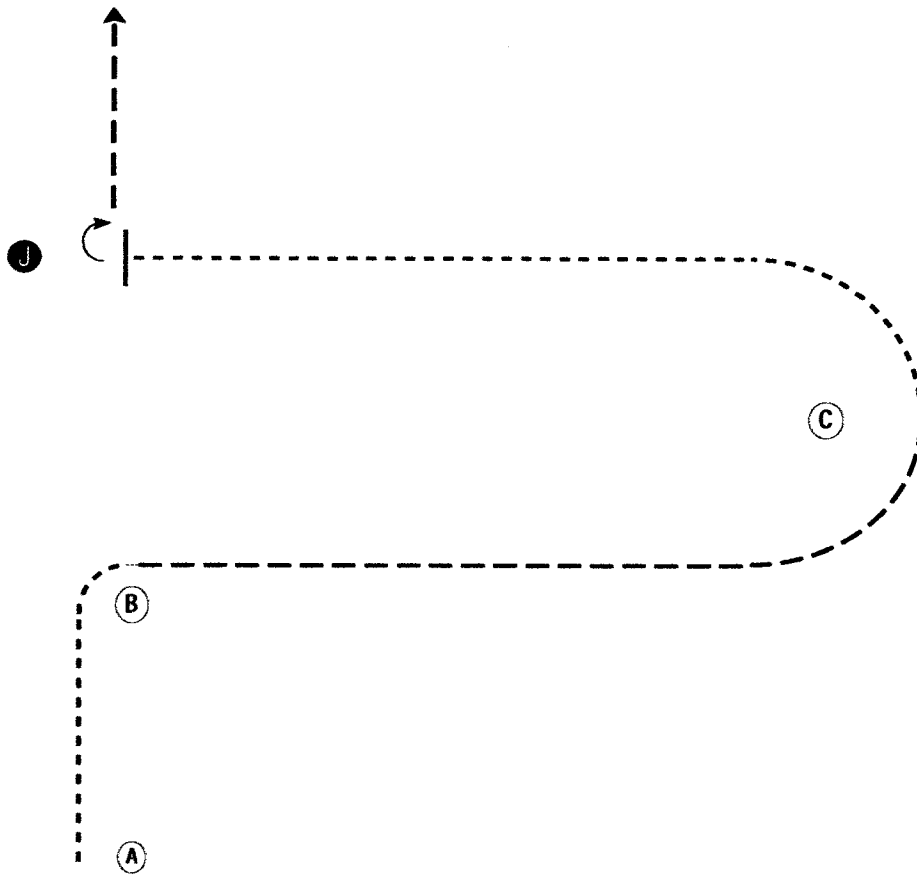


Grand Junction Horse Show Association

Showmanship (10&Under, 11thruAdult Ltd, 38" & Under)

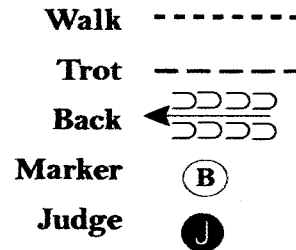
Show Date: 06-24-2017



Be ready at A.

1. Walk to and around B.
2. Trot from B to C.
3. Walk from C to the judge.
4. Stop and set up for inspection.
5. When dismissed perform a 90 degree turn.
6. Trot to the line-up.

Follow the instructions of your ring steward.



[SWT-28]

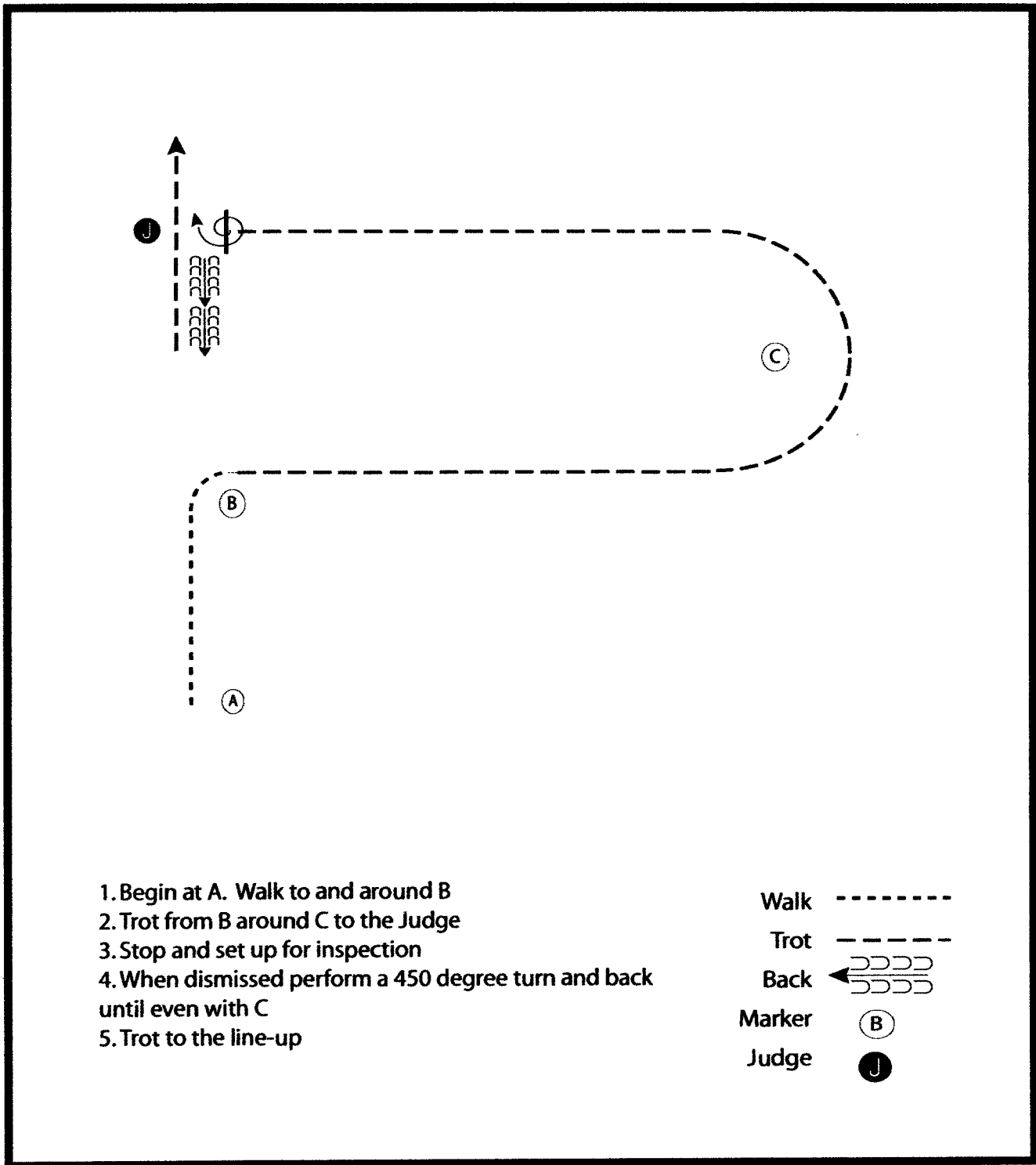
Pattern Provided by:

GJHSA

Grand Junction Horse Show Association

Showmanship (11-13,14-18,19&Over)

Show Date: 06-24-2017



W W W . H O R S E S H O W P A T T E R N S . C O M

W W W . H O R S E S H O W P A T T E R N S . C O M

[S/2-28]

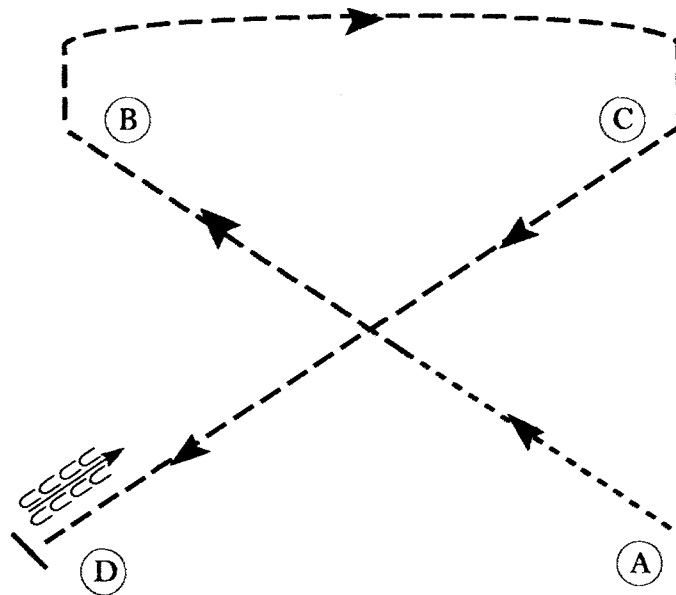
Pattern Provided by:

GJHSA

Grand Junction Horse Show Association

English Equitation (10&Under, 11thruAdult Ltd)

Show Date: 06-24-2017



Be ready at A.

1. Walk 1/2 way to B.
2. Posting trot on the left diagonal to B.
3. Sitting trot to C.
4. Posting trot on the right diagonal to D.
5. Halt at D and back approximately one horse length.

Exit at a sitting trot.

Walk	-----
Trot	- - - - -
Extended Trot	-----
Canter	-----
Leg Yield	
Lead Change	↘
Back	←←←←←
Marker	⊙
Sidepass	←-----
Hand Gallop	-----

[HSE/WT-24]

Pattern Provided by:

GJHSA

www.HorseShowPatterns.com

www.HorseShowPatterns.com

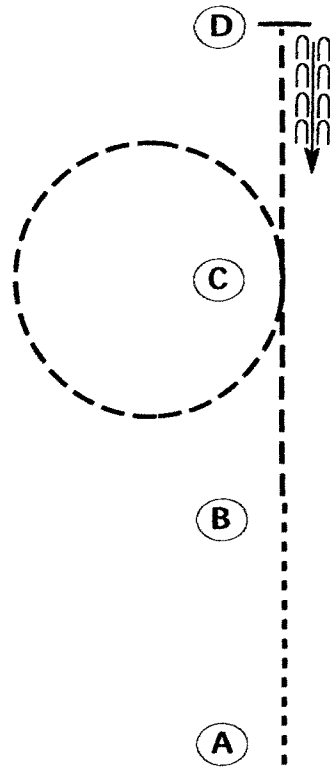
Grand Junction Horse Show Association

Western Equitation (10&Under, 11thruAdult Ltd)

Show Date: 06-24-2017

www.horshowpatterns.com

www.horshowpatterns.com



Be ready at A.

1. Walk from A to B.
2. Jog to C and circle to the left.
3. Continue to jog to D.
4. Stop and D and back one horse length.

Retire to the rail or line up at a jog.

Walk	-----
Jog	-----
Extended Jog	-----
Lope	—————
Leg Yield	
Lead Change	—/—
Back	← 55555
Marker	⊙ B
Sidepass	←-----→

[WH/WT-24]

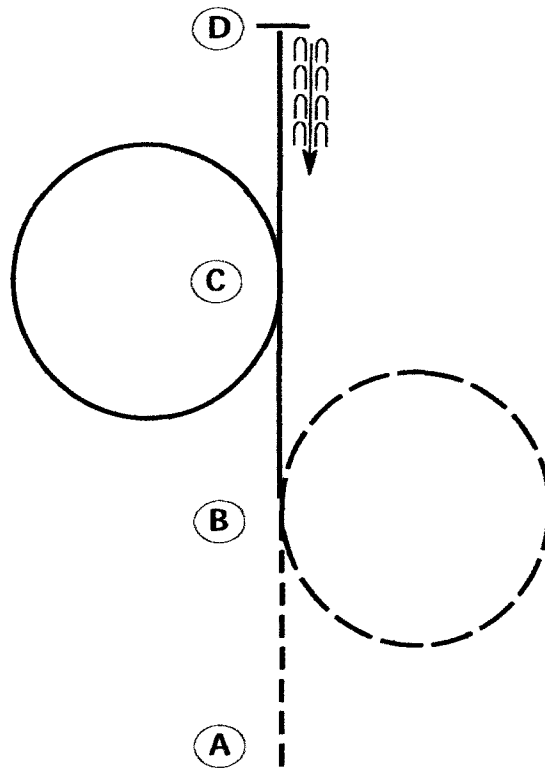
Pattern Provided by:

GJHSA

Grand Junction Horse Show Association

Western Equitation (11-13,14-18,19&Over)

Show Date: 06-24-2017



Be ready at A.

1. Jog from A to B.
2. Extend the jog in a circle to the right at B.
3. Lope on the left lead to C and circle to the left.
4. Continue to lope to D.
5. Stop and D and back one horse length.

Retire to the rail or line up at a jog.

Walk	-----
Jog	-----
Extended Jog	-----
Lope	—————
Leg Yield	
Lead Change	—/—
Back	← — — — —
Marker	⊙ B
Sidepass	← — — — — →

[WH/2-24]

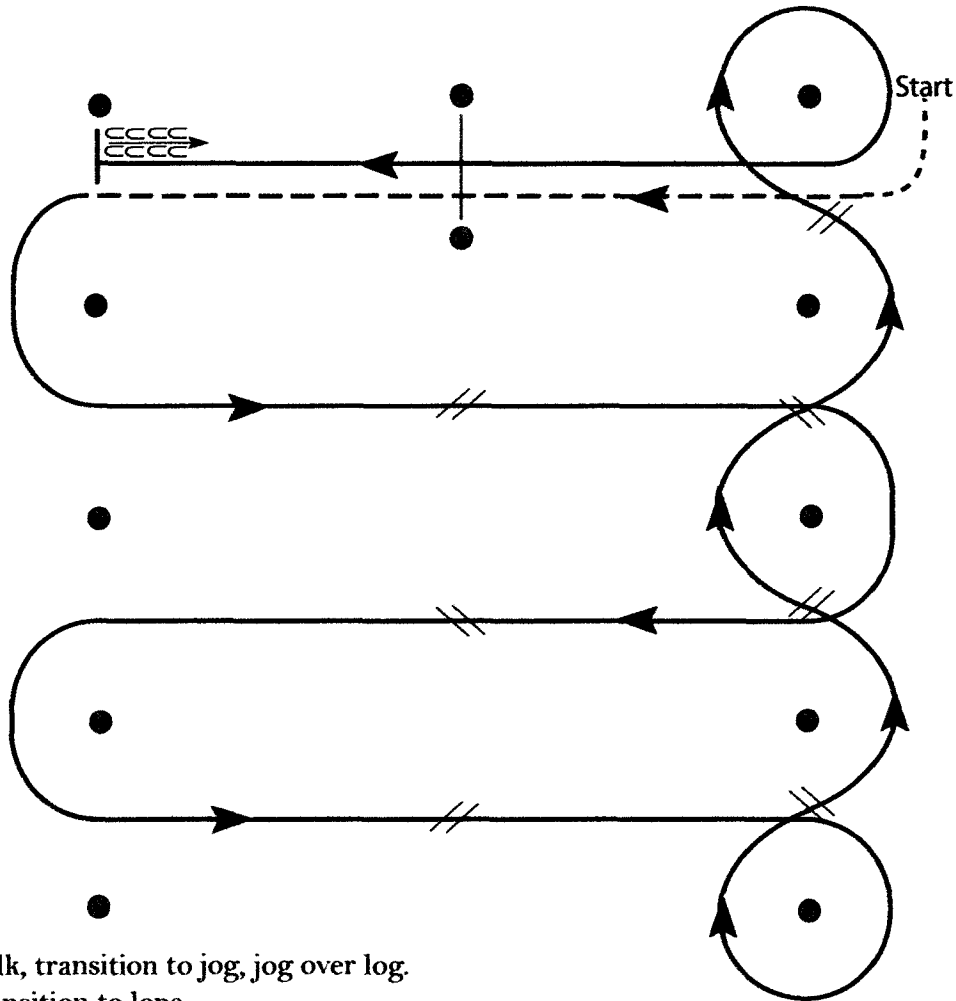
Pattern Provided by:

GJHSA

Grand Junction Horse Show Association

Western Riding (Open)

Show Date: 06-24-2017



1. Walk, transition to jog, jog over log.
2. Transition to lope.
3. First crossing change.
4. Second crossing change.
5. Third crossing change.
6. Circle and first line change.
7. Second line change.
8. Third line change.
9. Fourth line change and circle.
10. Lope log.
11. Lope, stop and back.

[WR/OP-2]

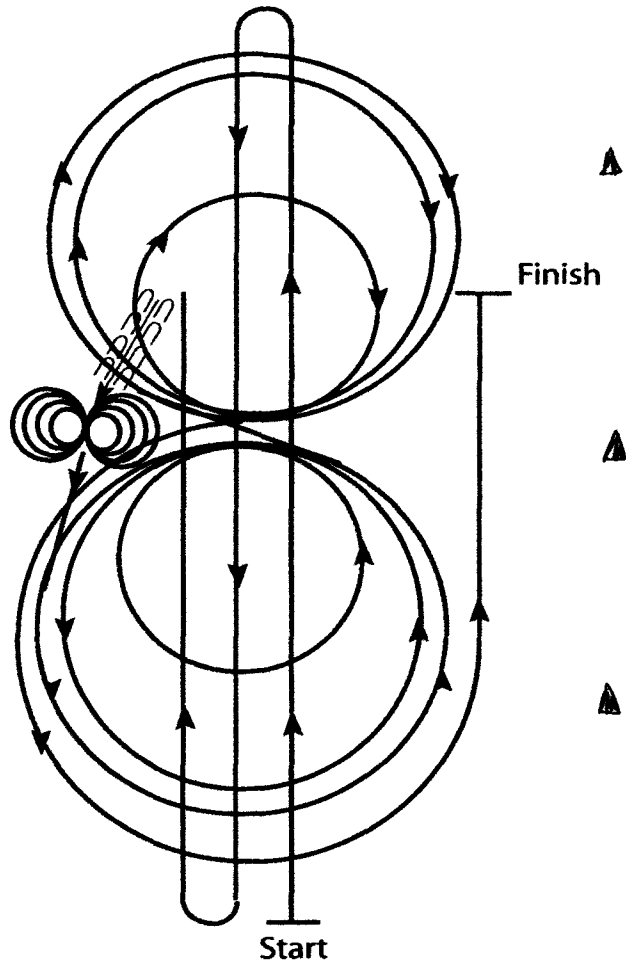
Pattern Provided by:

GJHSA

Grand Junction Horse Show Association

Reining (All Divisions)

Show Date: 06-24-2017



1. Run at speed to the far end of the arena past the end marker and do a left rollback - no hesitation.
 2. Run to the opposite end of the arena past the end marker and do a right rollback - no hesitation.
 3. Run past the center marker and do a sliding stop. Back up to center of the arena or at least ten feet (3m). Hesitate.
 4. Complete four spins to the right.
 5. Complete four and one quarter spins to the left so that horse is facing left wall or fence. Hesitate.
 6. Beginning on the left lead, complete three circles to the left; the first circle large and fast; the second circle small and slow; the third circle large and fast. Change leads at the center of the arena.
 7. Complete three circles to the right; the first circle large and fast; the second circle small and slow; the third circle large and fast. Change leads at the center of the arena.
 8. Begin a large fast circle to the left but do not close this circle. Run straight up the right side of the arena past the center marker and do a sliding stop at least twenty feet (6.09 m) from wall or fence. Hesitate to demonstrate the completion of the pattern.
- Rider may drop bridle to the designated judge.

[R/AQHAP-1]

Pattern Provided by:

GJHSA

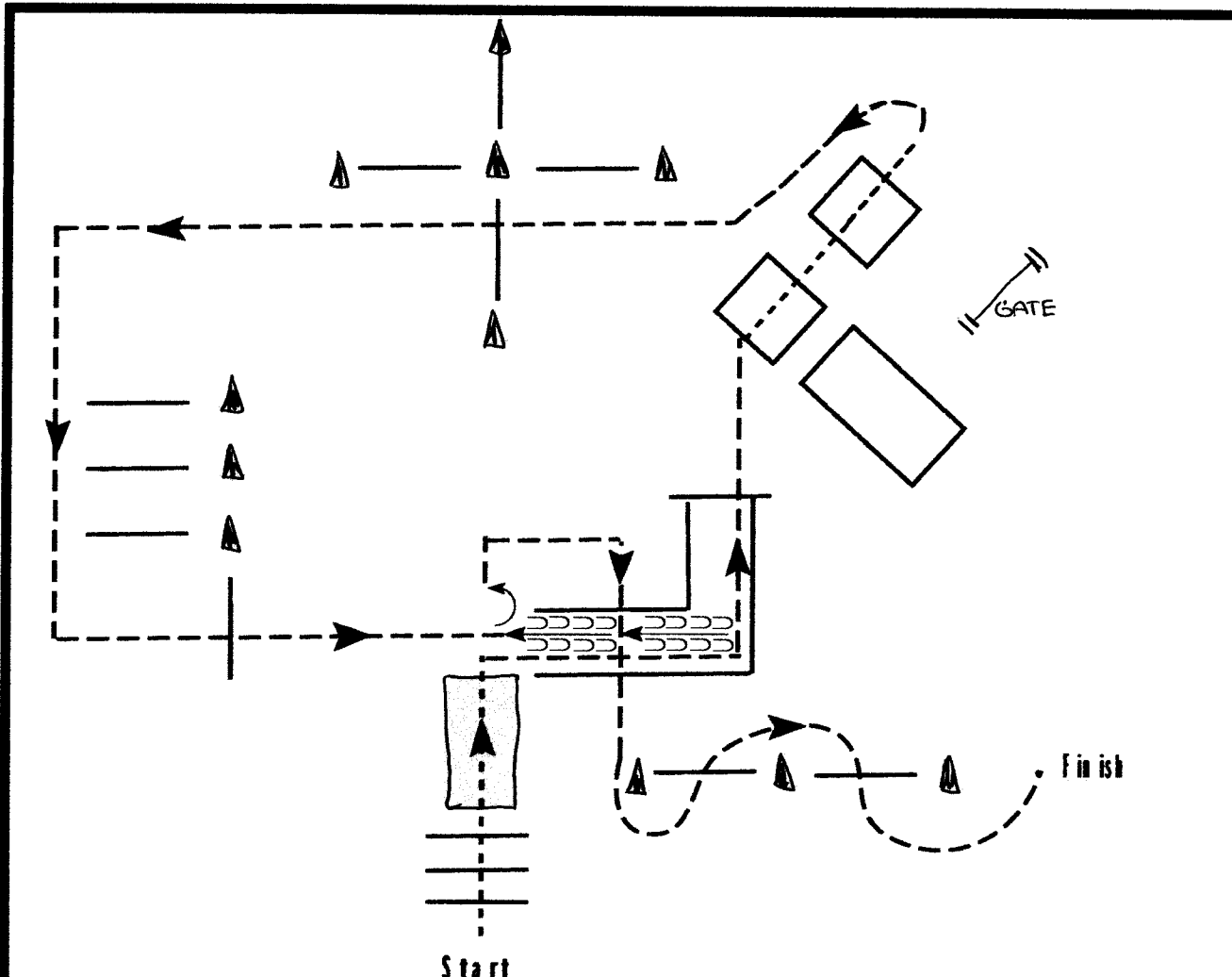
Grand Junction Horse Show Association

Trail (10&Under, 11thruAdult Ltd, 38"&Under,Leadline)

Show Date: 06-24-2017

www.HorseShowPatterns.com

www.HorseShowPatterns.com



1. Walk over poles and bridge.
2. Jog through L and to boxes as shown.
3. Walk through two boxes.
4. Jog over poles and into chute as shown.
5. Back the chute and turn 90 degrees left.
6. Jog through chute and over poles to finish.

Walk	-----
Jog	- - - - -
Lope	=====
Back	←=====
Marker	▲
Sidepass	←-----←

Leadline = WALK ONLY

[TWT-47]

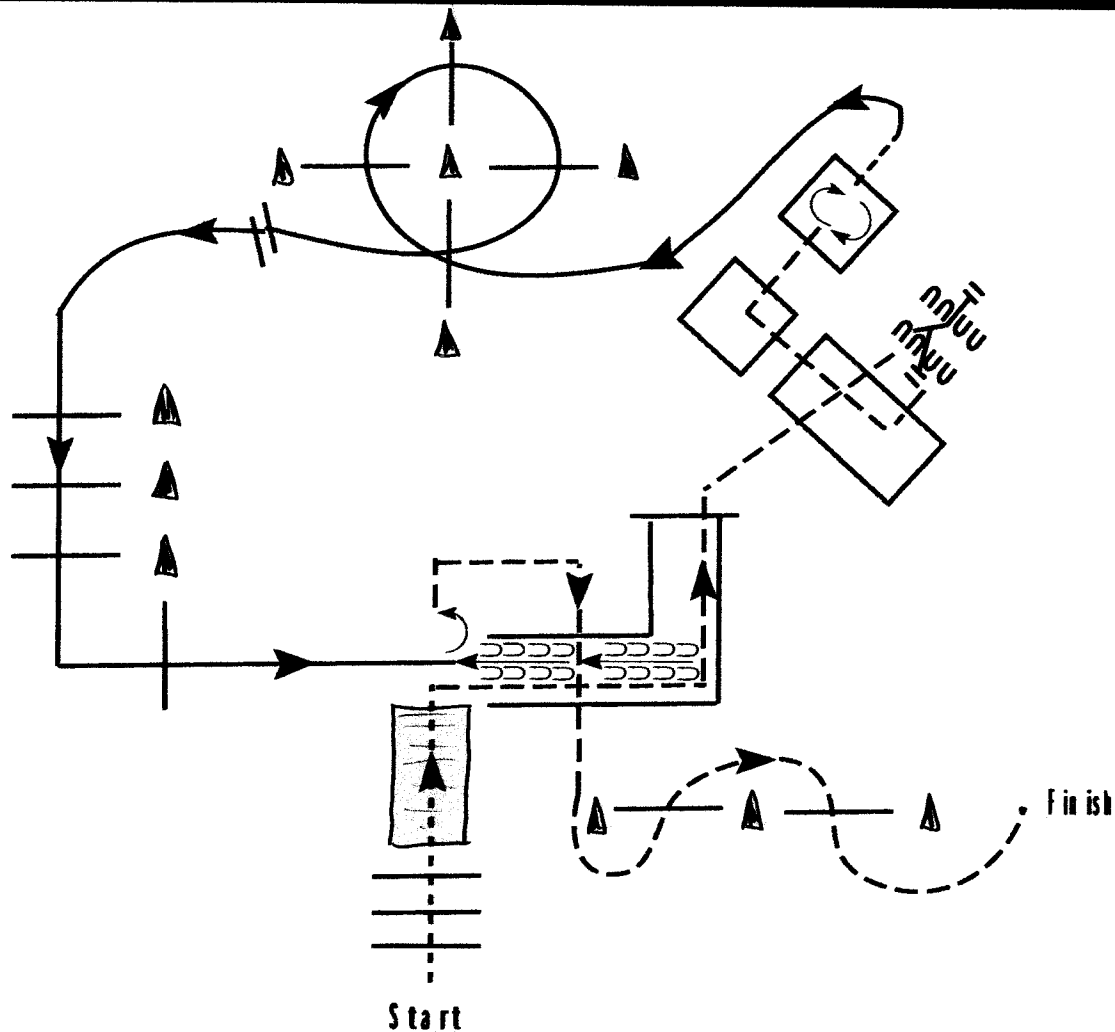
Pattern Provided by:

GJHSA

Grand Junction Horse Show Association

Trail (11-13,14-18,19&Over)

Show Date: 06-24-2017



1. Walk over poles and bridge.
2. Jog through L and box to gate.
3. Work gate with right hand.
4. Jog through 2 boxes and into 3rd as shown.
5. Perform a full turn to the right and walk out of box.
6. Lope on the right lead over poles as shown.
7. Change leads and lope over 4 poles and into chute.
8. Back the chute and turn 90 degrees left.
9. Jog through chute and over poles to finish.

Walk	-----
Jog	-----
Lope	-----
Back	←←←←
Marker	⊙
Sidepass	←-----←

[T/3-47]

Pattern Provided by:

GJHSA