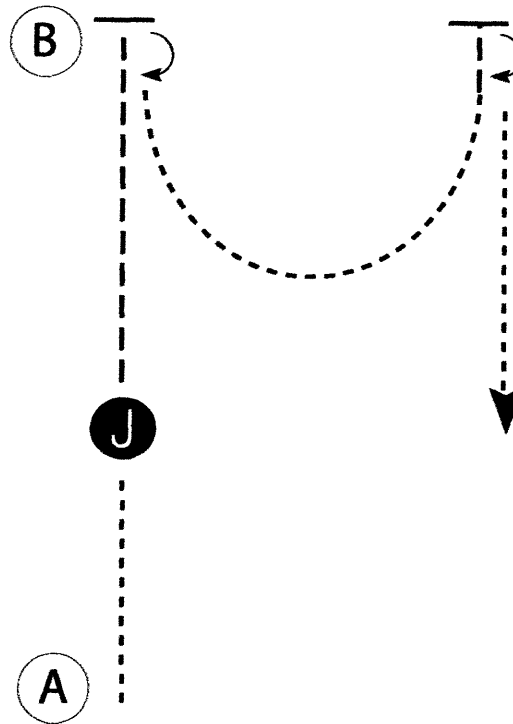


Grand Junction Horse Show Association

Showmanship (10&Under, 11thruAdult Ltd, 38"&Under)

Show Date: 04-01-2017



Be ready at A.

1. When acknowledged, walk to judge. Stop and set up for inspection.
2. Judge will end inspection on horse's left side. When dismissed, trot to B.
3. Stop and perform a 180 degree turn.
4. Walk in a half circle until even with B.
5. Stop and perform a 180 degree turn.
6. Walk straight away to exit.

Walk -----
Trot -----
Back ←-----
Marker (B)
Judge (J)

Follow the instructions of your ring steward.

[S/WT-89]

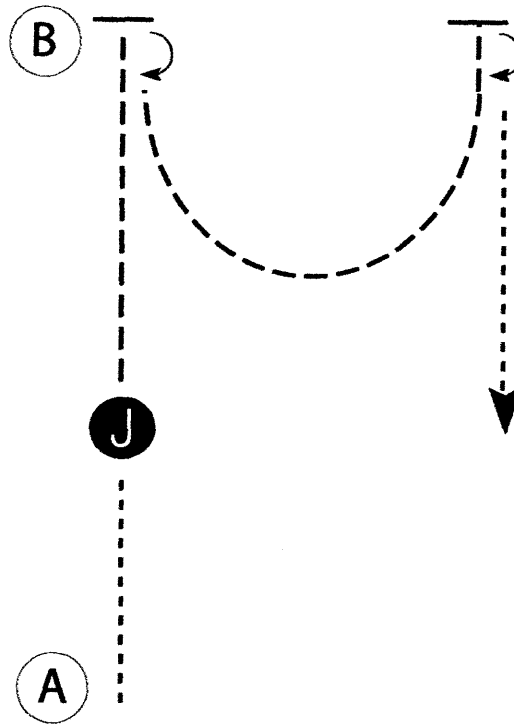
Pattern Provided by:

GJHSA

Grand Junction Horse Show Association

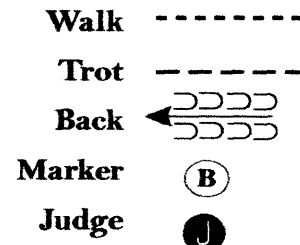
Showmanship (11-13,14-18,19&Over)

Show Date: 04-01-2017



Be ready at A.

1. When acknowledged, walk to judge. Stop and set up for inspection.
2. Judge will end inspection on horse's left side. When dismissed, trot to B.
3. Stop and perform a 180 degree turn.
4. Trot in a half circle until even with B.
5. Stop and perform a 180 degree turn.
6. Walk straight away to exit.



Follow the instructions of your ring steward.

[S/1-89]

Pattern Provided by:

GJHSA

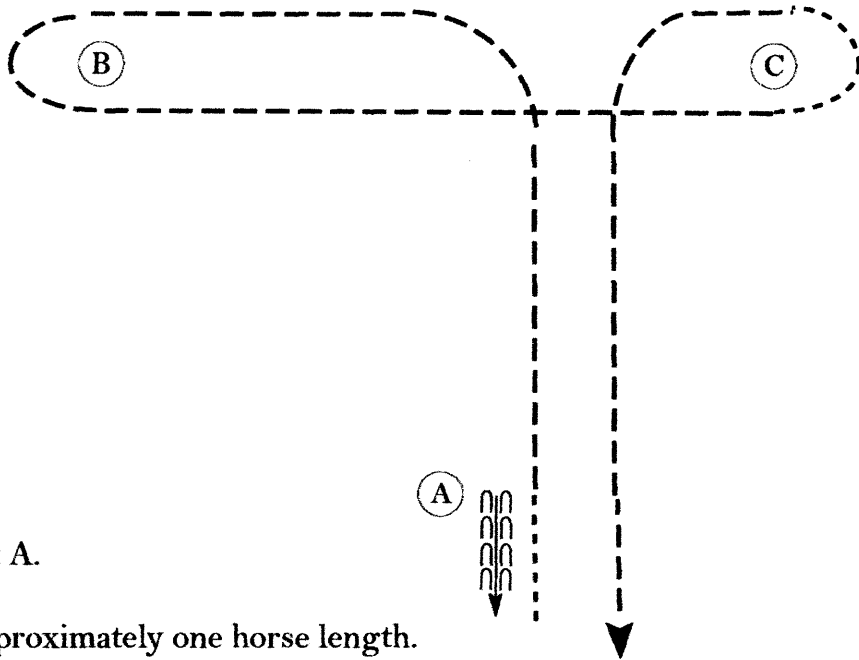
Grand Junction Horse Show Association

English Equitation (10&Under, 11thruAdult Ltd)

Show Date: 04-01-2017

www.HorseShowPatterns.com

www.HorseShowPatterns.com



Be ready at A.

1. Back approximately one horse length.
2. Walk to A.
3. Trot on the left diagonal to top of pattern.
4. Change diagonal and trot on the right diagonal trot to and around B until even with C.
5. Walk around C.
6. Trot on the right diagonal until even with A.
7. Continue to trot and trot to exit.

Follow the instructions of your ring steward.

Walk	-----
Trot	- - - - -
Extended Trot	-----
Canter	-----
Leg Yield	
Lead Change	↖ ↗
Back	←←←
Marker	(B)
Sidepass	←-----
Hand Gallop	-----

[HSE/WT-70]

Pattern Provided by:

GJHSA

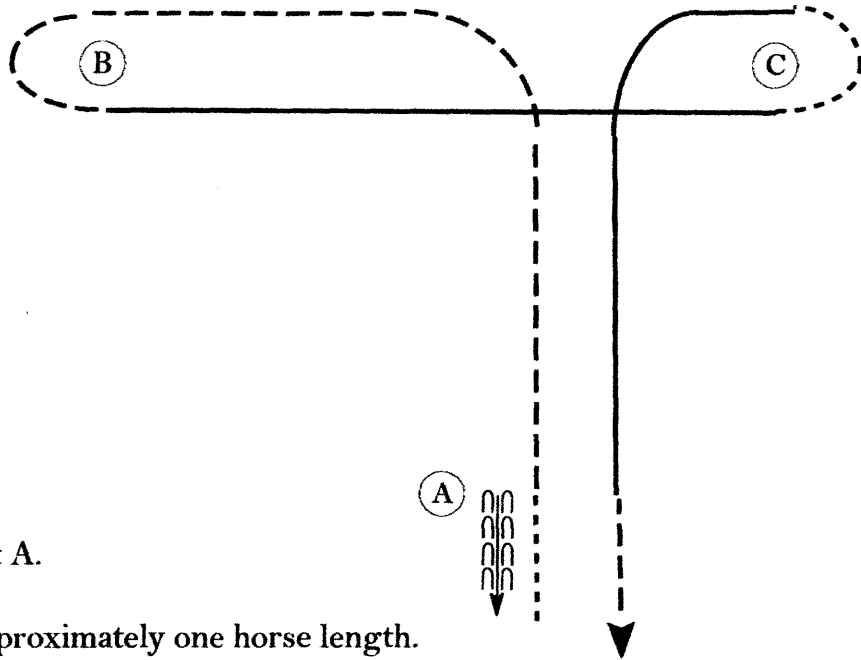
Grand Junction Horse Show Association

English Equitation (11-13,14-18,19&Over)

Show Date: 04-01-2017

w w w . H o r s e S h o w P a t t e r n s . c o m

w w w . H o r s e S h o w P a t t e r n s . c o m



Be ready at A.

1. Back approximately one horse length.
2. Walk to A.
3. Sitting trot to top of pattern.
4. Right diagonal trot to and around B.
5. Canter on the right lead to C.
6. Walk around C.
7. Canter on the left lead until even with A.
8. Break to a trot and trot to exit.

Follow the instructions of your ring steward.

Walk	-----
Trot	- - - - -
Extended Trot	-----
Canter	-----
Leg Yield	
Lead Change	↙ ↘
Back	←←←←
Marker	⊙ B
Sidepass	←←←←
Hand Gallop	-----

[HSE/2-70]

Pattern Provided by:

GJHSA

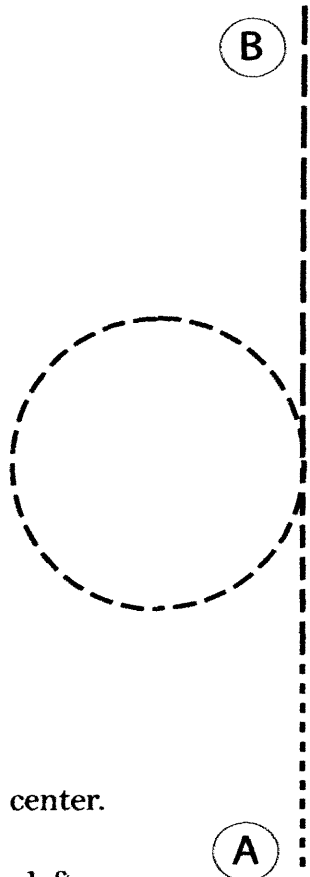
Grand Junction Horse Show Association

Western Equitation (10&Under, 11thruAdult Ltd)

Show Date: 04-01-2017

www.HorseShowPatterns.com

www.HorseShowPatterns.com



Be ready at A.

1. Walk halfway to center.
2. Jog to center.
3. Jog a circle to the left.
4. Extend the jog to B.

Pattern is over once you have passed B at the jog.

Follow the directions of your ring steward.

Walk	-----
Jog	- - - - -
Extended Jog	— — — — —
Lope	—————
Lead Change	— / —
Back	← — — — —
Marker	ⓑ

[WH/WT-75]

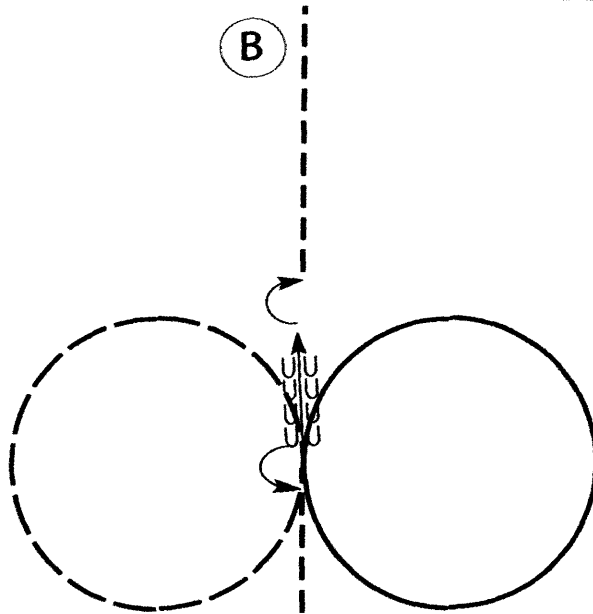
Pattern Provided by:

GJHSA

Grand Junction Horse Show Association

Western Equitation (11-13,14-18,19&Over)

Show Date: 04-01-2017



Be ready at A.

1. Walk halfway to center.
2. Jog to center.
3. Lope a circle to the right.
4. Extended jog circle to the left.
5. Stop at center.
6. Turn 1/2 a turn to the left.
7. Back approximately one horse length.
8. Turn 1/2 turn to the right.
9. Jog to B.

Pattern is over once you have passed B at the jog.

Follow the directions of your ring steward.

Walk	-----
Jog	- - - - -
Extended Jog	— — — —
Lope	—————
Lead Change	↙ ↘
Back	← 3333
Marker	⊙ B

[WH/2-75]

Pattern Provided by:

GJHSA

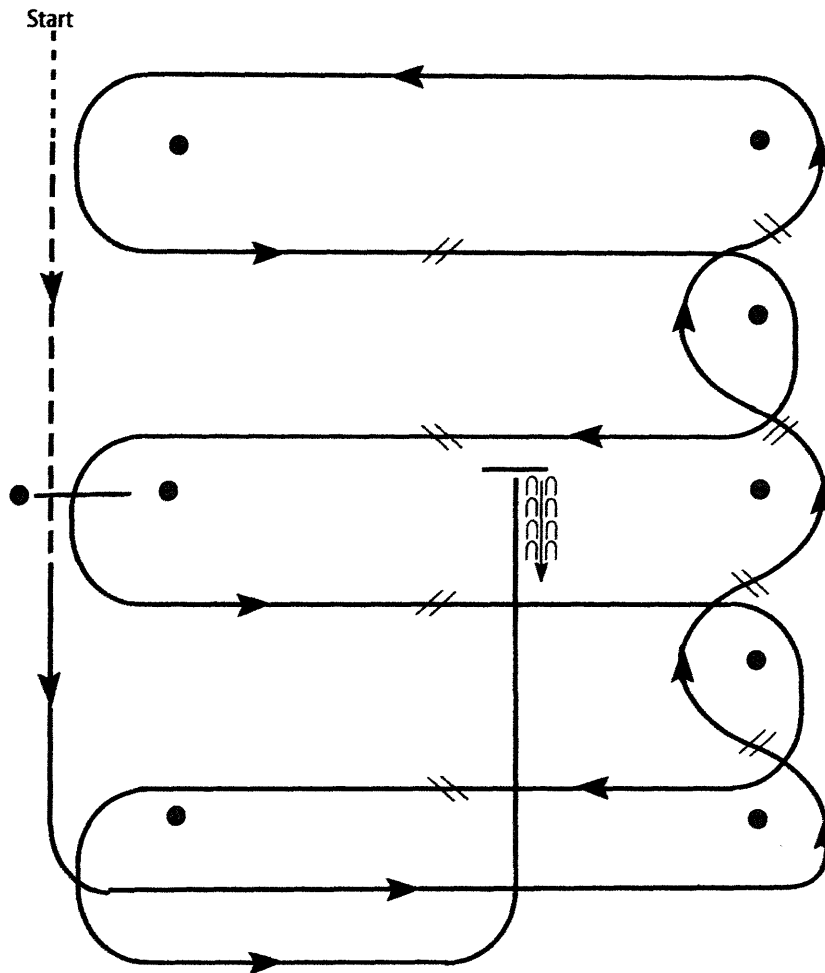
Grand Junction Horse Show Association

Western Riding (Open)

Show Date: 04-01-2017

www.HorseShowPatterns.com

www.HorseShowPatterns.com



1. Walk and jog over log.
2. Transition to lope and lope around end.
3. First line change.
4. Second line change.
5. Third line change.
6. Fourth line change and lope around the end of the arena.
7. First crossing change.
8. Second crossing change.
9. Lope over log.
10. Third crossing change.
11. Fourth crossing change.
12. Lope up the center, stop and back.

[WR/OP-1]

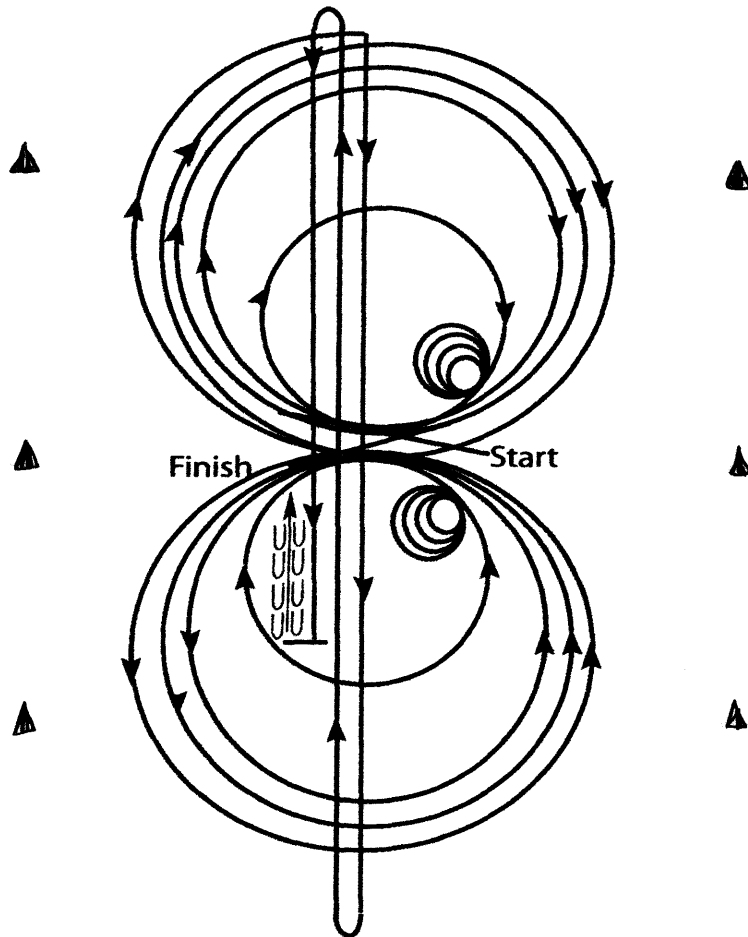
Pattern Provided by:

GJHSA

Grand Junction Horse Show Association

Reining (All Divisions)

Show Date: 04-01-2017



Horses must walk or stop prior to starting pattern. Begin at the center of the arena facing the left wall or fence.

1. Beginning on the right lead, complete three circles to the right; the first two circles large and fast; the third circle small and slow. Stop at the center of the arena.
 2. Complete four spins to the right. Hesitate.
 3. Beginning on the left lead, complete three circles to the left; the first two circles large and fast; the third circle small and slow. Stop at the center of the arena.
 4. Complete four spins to the left. Hesitate.
 5. Beginning on the right lead, run a large first circle to the right, change leads at the center of the arena, run a large fast circle to the left, and change leads at the center of the arena.
 6. Continue around previous circle to the right. At the top of the circle, run down the middle to the far end of the arena past the end marker and do a right rollback - no hesitation.
 7. Run up the middle to the opposite end of the arena past the end marker and do a left rollback - no hesitation.
 8. Run past the center marker and do a sliding stop. Back up to the center of the arena or at least 10 feet (3m). Hesitate to demonstrate completion of the pattern.
- Rider may drop bridle to the designated judge.

[R/AQHAP-4]

Pattern Provided by:

GJHSA

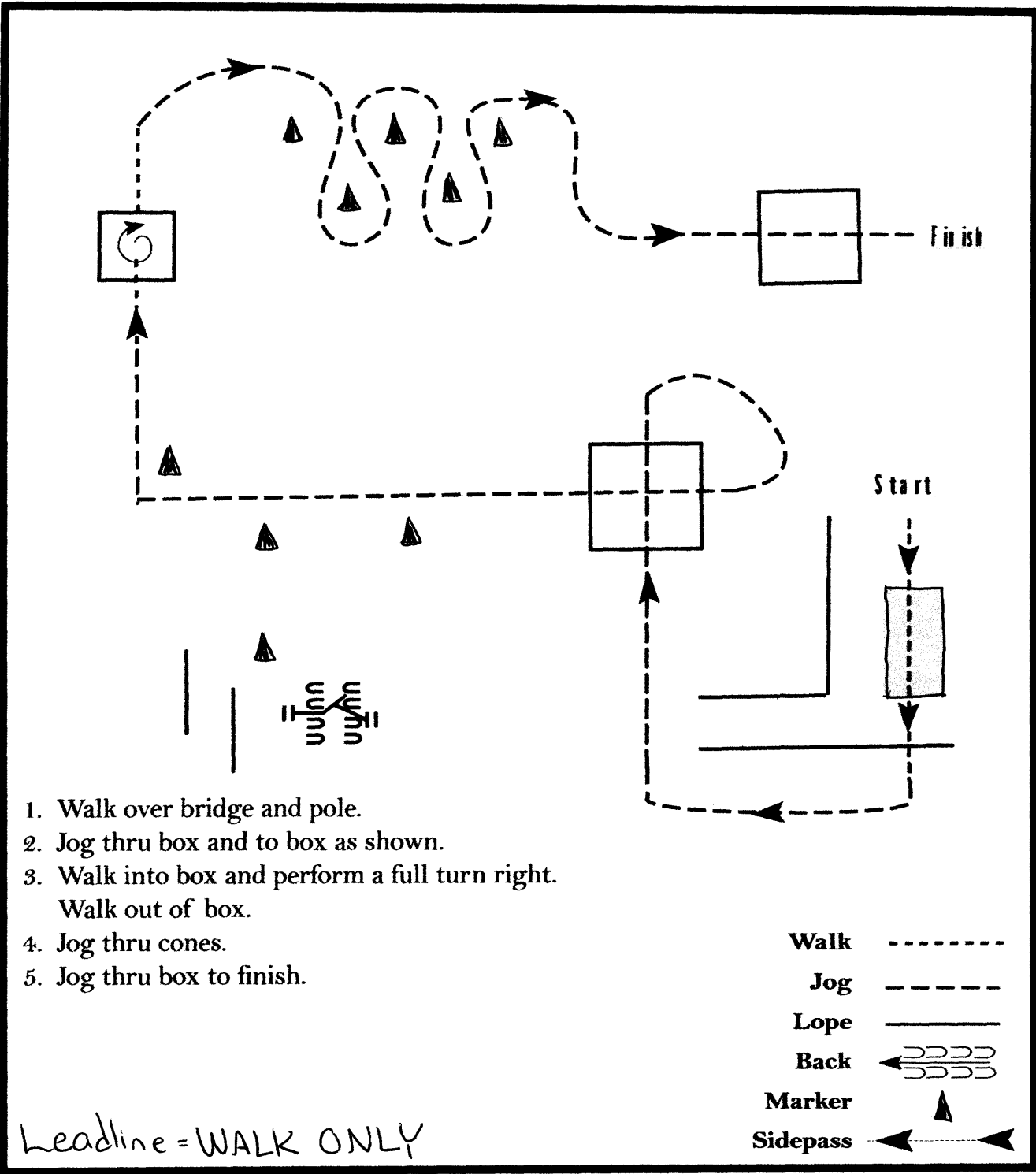
Grand Junction Horse Show Association

Trail (10&Under, 11thruAdult Ltd, 38"&Under) *Leadline*

Show Date: 04-01-2017

www.HorseShowPatterns.com

www.HorseShowPatterns.com



1. Walk over bridge and pole.
2. Jog thru box and to box as shown.
3. Walk into box and perform a full turn right.
Walk out of box.
4. Jog thru cones.
5. Jog thru box to finish.

Walk	-----
Jog	- - - - -
Lope	—————
Back	←←←←←
Marker	▲
Sidepass	←-----→

Leadline = WALK ONLY

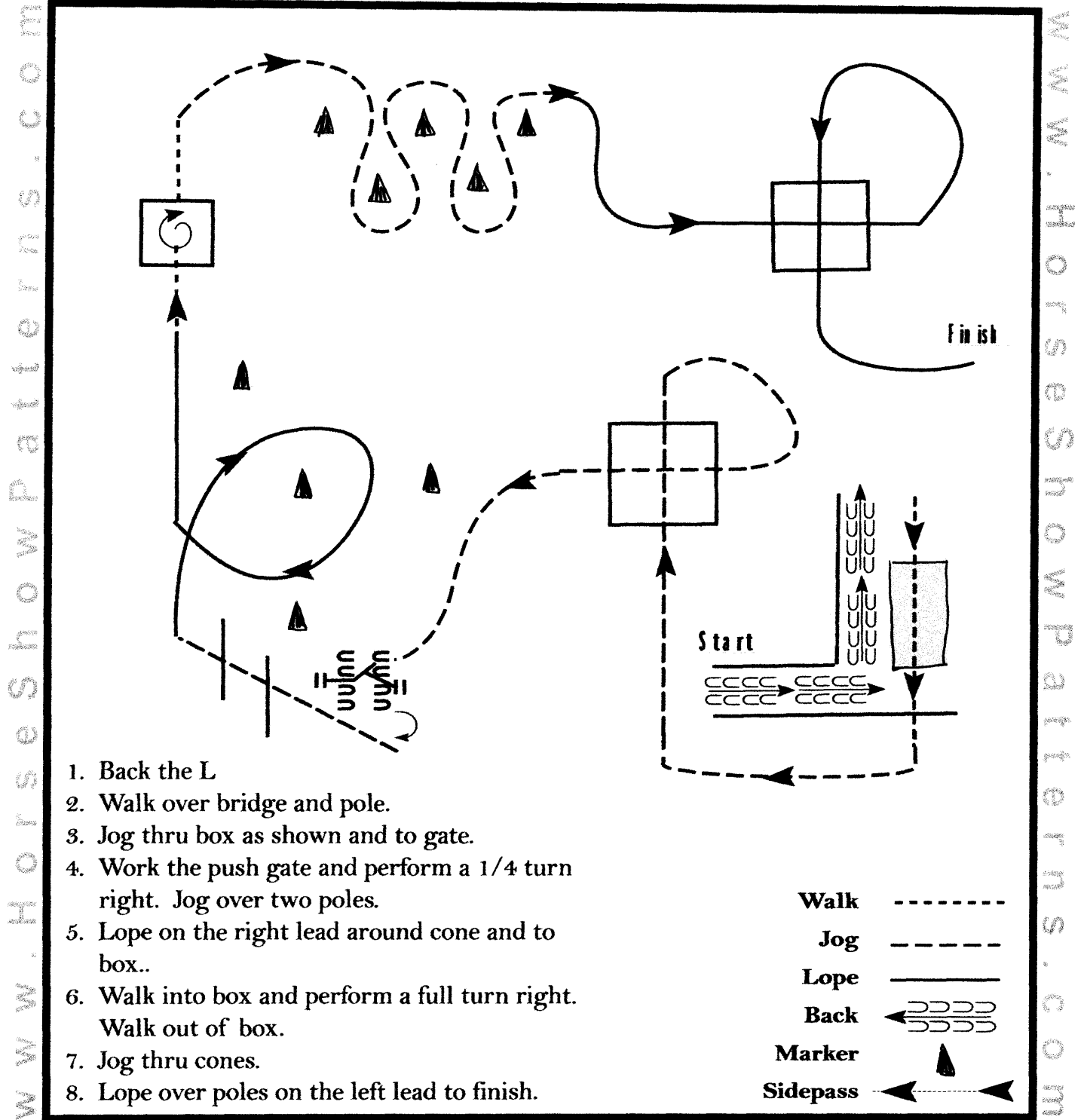
[T/WT-39]

Pattern Provided by:
GJHSA

Grand Junction Horse Show Association

Trail (11-13,14-18,19&Over)

Show Date: 04-01-2017



1. Back the L
2. Walk over bridge and pole.
3. Jog thru box as shown and to gate.
4. Work the push gate and perform a 1/4 turn right. Jog over two poles.
5. Lope on the right lead around cone and to box..
6. Walk into box and perform a full turn right. Walk out of box.
7. Jog thru cones.
8. Lope over poles on the left lead to finish.

Walk	-----
Jog	-----
Lope	-----
Back	~~~~~
Marker	▲
Sidepass	----->

[T/2-39]

Pattern Provided by:

GJHSA